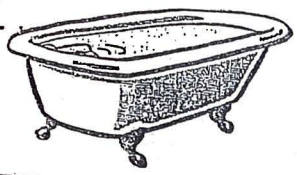




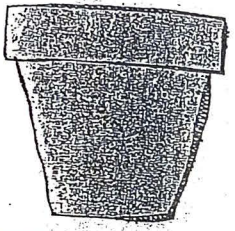
Name: _____


CVC Word Practice #3


2. 
[] [] []

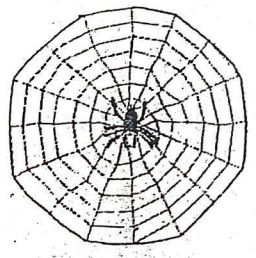
2. 
[] [] []

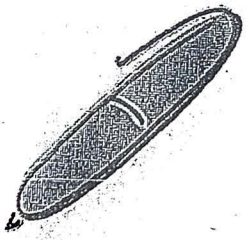
3. 
[] [] []


4. 
[] [] []

5. 
[] [] []

6. 
[] [] []

7. 
[] [] []

8. 
[] [] []

9. 
[] [] []

A a

N n

B b

O o

C c

P p

D d

Q q

E e

R r

F f

S s

G g

T t

H h

U u

I i

V v

J j

W w

K k

X x

L l

Y y

M m

Z z

Name _____

Color the blend that
completes the word.




__ _ ower

tr fl bl cr




__ _ anket

tr fl bl cr



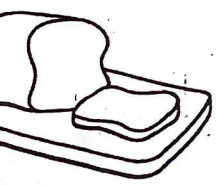
__ _ ider

tr sp sh cr




__ _ y

tr fl bl fr




__ _ ead

br sk gl sh




__ _ ed

br sl bl st



__ _ eese

r cl bl ch



__ _ ane

pl fl bl pr

Adding up to 5

Kindergarten Addition Worksheet

Add the two numbers:

1. $4 + 1 =$

2. $2 + 3 =$

3. $3 + 2 =$

4. $1 + 3 =$

5. $5 + 0 =$

6. $2 + 0 =$

7. $2 + 2 =$

8. $3 + 0 =$

9. $3 + 1 =$

10. $0 + 4 =$

11. $1 + 4 =$

12. $1 + 1 =$

Make a Sentence (Use each word in a complete sentence.)

Name _____

go

like

see

my

1. _____

2. _____

3. _____

4. _____

name: _____

CVC BUBBLE & WRITE




- map
- nep
- nap




- cop
- cap
- cad



- fix
- fox
- fex



- rat
- rot
- nat



- nop
- hop
- hap



- nan
- nam
- man

Choose a word from above and use it in a sentence.

name: _____

CVC BUBBLE & WRITE




- map
- nep
- nap




- cop
- cap
- cad



- fix
- fox
- fex



- rat
- rot
- nat



- nop
- hop
- hap



- nan
- nam
- man

Choose a word from above and use it in a sentence.

Make a Sentence (Use each word in a complete sentence.)

Name _____

go

like

see

my

1. _____

2. _____

3. _____

4. _____

Single digit addition (sums to 10)

Kindergarten Addition Worksheet

Add the two numbers:

1.
$$\begin{array}{r} 2 \\ + 4 \\ \hline \end{array}$$

2.
$$\begin{array}{r} 1 \\ + 4 \\ \hline \end{array}$$

3.
$$\begin{array}{r} 3 \\ + 4 \\ \hline \end{array}$$

4.
$$\begin{array}{r} 6 \\ + 1 \\ \hline \end{array}$$

5.
$$\begin{array}{r} 1 \\ + 7 \\ \hline \end{array}$$

6.
$$\begin{array}{r} 2 \\ + 6 \\ \hline \end{array}$$

7.
$$\begin{array}{r} 0 \\ + 4 \\ \hline \end{array}$$

8.
$$\begin{array}{r} 4 \\ + 3 \\ \hline \end{array}$$

$$\begin{array}{r} 6 \\ + 2 \\ \hline \end{array}$$

10.
$$\begin{array}{r} 3 \\ + 5 \\ \hline \end{array}$$

11.
$$\begin{array}{r} 7 \\ + 2 \\ \hline \end{array}$$

12.
$$\begin{array}{r} 6 \\ + 0 \\ \hline \end{array}$$

$$\begin{array}{r} 2 \\ + 1 \\ \hline \end{array}$$

14.
$$\begin{array}{r} 4 \\ + 5 \\ \hline \end{array}$$


15.
$$\begin{array}{r} 8 \\ + 2 \\ \hline \end{array}$$

16.
$$\begin{array}{r} 3 \\ + 6 \\ \hline \end{array}$$

Name: _____

CVC SEGMENTING

Break the word into beginning, middle, and ending sounds and write each sound in the box.



--	--	--



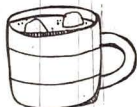
--	--	--



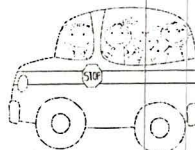
--	--	--



--	--	--



--	--	--




--	--	--




--	--	--



--	--	--



--	--	--




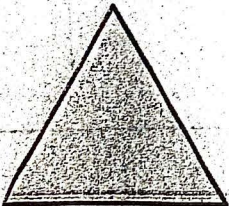





--	--	--

Name.....

Date.....

Basic Shapes

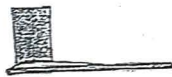

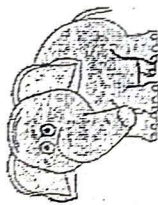

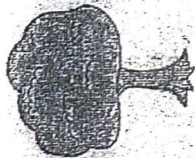
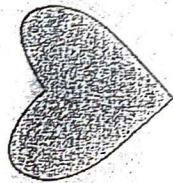

Draw a line between the shape and the object that matches it



Tt Ff

Beginning Sounds

Ee Hh




More Position Words

Circle the answer that completes the sentence.




The is _____ the .

in front of behind



The is _____ the .

up down



The is _____ the .

far from near




The is _____ the .

far from next to

Test Prep

Fill in the for the correct answer. NH means Not Here.



5. Use the word behind, near, or up to complete the sentence.


The is _____ the .

up behind near NH


Name _____



Position Words


Some position words are **over**,
under, **between**, **left**, and **right**.





Complete the sentence using **over**,
under, **between**, **left**, and **right**.

1. The  is under the
tree.

2. The  is to the
_____ of the .

3. The  is _____ the
tree.

4. The  is to the _____
of the tree.


5. The  is _____
the girl and the boy.

6. Locate the chair you are
sitting on using the words
over, **under**, **between**,
left, and **right**.

Draw or write to explain.



Name _____



Position Words








Follow the directions.

Draw the object.

1. Draw an  to the right of .


2. Draw a  over the .







3. Draw a  between the  and the .

4. Draw 3  under the .

Test Prep



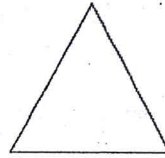

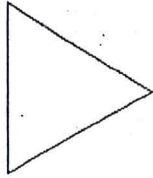
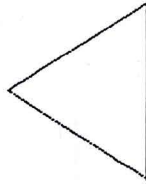
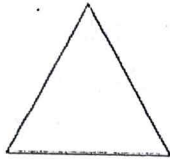

Fill in the for the correct answer. NH means Not Here.

5. In the picture above, where is the .

left of  between the  over 
the  and the  the  NH

Name _____ Date _____

Sort by Shape

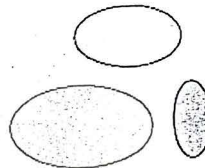
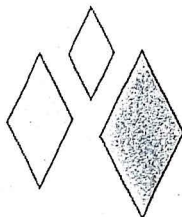
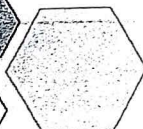

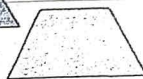
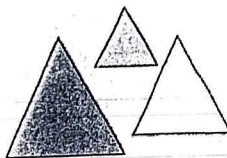



Directions: Place a matching pattern block on each shape above. Sort the blocks by shape into the two boxes. Draw or trace the shapes.

Name _____

Date _____

Sort by Shape




Directions: 1-4 Circle the group where the shape belongs.

More Position Words

You can use more position words to tell where things are.
Some of these words are **behind**, **in front of**, **far from**,
next to, **near**, **up**, and **down**.


Circle the answer that completes the sentence.



1. The cat goes _____ the stairs.
up, down



2. The rabbit is _____ the carrot.
far from, near



3. The mountain is _____ the cloud.
in front of, behind




4. The baby is _____ the carriage.
next to, far from

Talk About It Tell the location of objects near your bed.
Use all the position words from this page.







Name _____


Position Words

These words tell where objects are.



Look at the child's room below. Follow these directions.

1. What is over the ? Circle it.
2. What is under the ? Put an X on it.
3. What is to the left of the ? Put an L on it.
4. What is to the right of the ? Put an R on it.
5. What is between the  and the ? Put a B on it.




Name _____

Making Inferences

Read the short passage and answer the questions.

Keeping Dry



Kim has her rain coat and rain boots on. She has her umbrella over her head. Kim is keeping dry!

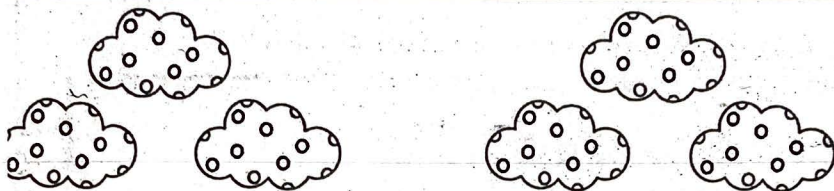



1. What can you infer that the weather is like?

2. How do you know?

Name _____

Spring Addition Within 10

Directions: Use the pictures to add. Write the answers in the boxes.



$$3 + 3 =$$

$$6 + 2 =$$

$$1 + 9 =$$

$$4 + 5 =$$

name _____


Spring Addition Within 10

Directions: Use the pictures to add. Write the answers in the boxes.


6



3




4




+

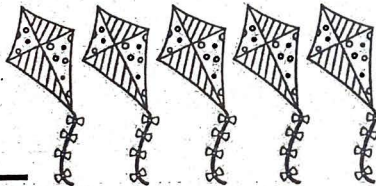
4




5



5




3



+

4



Name _____

Rainy Day Digraphs

Directions: Cut and paste the correct beginning digraph for each word. Write the word on the line.




air

chair



eel



ark



one



orn

©2014 The Teaching Treehouse

sh

ph

ch

th

wh

lame _____

Digging for Digraphs

Directions: Cut and paste the correct ending digraph for each word. Write the word on the line.



bru

brush




du



ben



too



fi


©2014 The Teaching Treehouse



Name _____

Making Inferences

Read the short passage and answer the questions.



Pumpkin Patch

Dave's family took a trip to the pumpkin patch. Dave picked the biggest pumpkin. He can't wait to get home and carve it!

1. What season do you think that it is?

2. Why do you think that?
