

Cascade Tigers' Book Report

Digital learning reading resources March 23, 2020

Digital Learning Resources

Cascade Tigers are resting, reading and resetting for the 19- 20 school year. As we explore digital learning this weekly newsletter will give you some resources to help you keep reading, keep learning and have some fun while you are away from school. This week we are sharing some virtual field trips, some online stories and activities, and sharing some ideas to help you as you navigate your digital learning experience.

Virtual Field Trips

[Aquarium Live Cams](#)

[Georgia Aquarium](#)

[Zoo Atlanta](#)

<https://www.breakoutedu.com/funathome>

[Martin Luther King, Jr. National historic Tour](#)



APS Media Services Distance learning plan

<https://www.smores.com/61av2>

Storyline Online

Storybooks read online

<https://www.worldbookday.com/storytime-online/>



Distance learning Resources

Click Here:

<https://sites.google.com/atlantapublicschool.net/apswebsite/home?authuser=1>

APS students qualify for free Internet Services

Click this link for information for free internet services

FREE TUTORIAL

FREE TUTORIAL!

7 Days a Week | 9:00 am - 11:00 pm



ATLANTA
PUBLIC
SCHOOLS



TUTOR
ATL



myBackpack

What is TutorATL? TutorATL program is a free, one-on-one, on-demand homework help platform offered to K-12 students in metro Atlanta.

How do I access TutorATL? Just sign into your myBackpack on your computer, laptop, tablet or phone and click on the TutorATL logo.


What can I get help with? You can receive help in 40+ subjects including:

- **MATH:** Elementary • Algebra I and II • Geometry • Trigonometry • Calculus • Statistics
- **SCIENCE:** Earth Science • Biology • Chemistry • Physics
- **ENGLISH:** Vocabulary • Grammar • Writing Center
- **SOCIAL SCIENCES**
- **WORLD LANGUAGES** | Spanish • French • German

AND

PROOFREADING | TEST PREP | ADVANCED PLACEMENT (AP)

myBackpack.apsk12.org



Keep Reading and taking AR tests!!

<https://drive.google.com/file/d/1-WgEYQ3EXZBRNKtFXHou6vnEhIZRKIWR/view>



Log in the Minutes you read EVERY DAY!!!

RACE2READ is out district wide reading challenge!! Challenge your child and join APS in reading and logging in minutes.

<https://www.beanstack.com/race2read>



March SEL book: MALALA'S MAGIC PENCIL

Nobel Peace Prize winner and New York Times bestselling author Malala Yousafzai's first picture book, inspired by her own childhood.

As a child in Pakistan, Malala made a wish for a magic pencil. She would use it to make everyone happy, to erase the smell of garbage from her city, to sleep an extra hour in the morning. But as she grew older, Malala saw that there were more important things to wish for. She saw a world that needed fixing. And even if she never found a magic pencil, Malala realized that she could still work hard every day to make her wishes come true.



Teaching Kids from Home

Teaching your child at home is not that difficult. You just need some time and patience. Parents are the first teachers of their children. Children feel the most comfortable with their parents so parents can be the best teachers for their children. Here are some ways and tips to teach your children from home.

- **Create a Wonderful Study Space:** Make a corner of your house the study corner for your child. Keep all the schools supplies like pencils, crayons, erasers etc. in that space. Keep books together in a sorted way.
- **Read to Your Child:** Reading some stories or poems should be the first thing you do. Choose a book with lots of pictures or art work so the child can see the story and follow along with you while listening.
- **Write to Your Child:** Do not try to dictate or tell him to write it. Instead you should model the writing then have him copy it. Remember writing on paper is not the only choice. Try some unique approaches like chalkboard, sand writing and shaving cream. the more creative the more effective.
- **Use Creativity:** Try to include games in your teaching methods. For example - counting games, jigsaw puzzles, crossword puzzles, word finds, board games, Simon says, scavenger hunts, and children's card games.
- **Teach art to your Child:** Give paper and crayons to draw what they want. Next day try colored pencils, water colors or markers. Remember don't criticize what they drew. Praise their drawing and have them explain what they have drawn. Give them a bucket of water and a brush to paint letters or pictures. They can water paint outside, on the porch or in the backyard and no damage done!
- **Teach Science to Your Child:** Use basic experiments and activities to teach your child science. Your kitchen can become a science lab. Use water, food colors, recipes and cooking, proper use of tools and cleaning for mini experiments.
- **Teach Mathematics to Your Child:** Try counting the number of chocolate chips on a cookie. Have them estimate to number of pasta noodles or beans you are cooking with. Then count and cook! Use play dough, clay, drinking straws or toothpicks to teach shapes. To teach addition and subtraction you can use playing dice.
- **Conclusion:** Teaching your child will be very enjoyable and fun for you and your child. Keep finding new ideas to basic things from the task you do daily and changing things in between. Try


to manage to find thirty to forty-five minute a day to teach your child it will be more than enough.





Mrs. Sheila M. Williams, Media Specialist

 @CascadeESMedCtr



 2326 Venetian Drive Southwest...

 smwilliams@atlanta.k12.ga.us

 404.802.8113

 atlantapublicschools.us/casca...