

Writing Support on Your Terms

Get help with your writing from the experts at Tutor.com

Mix & Match Writing Support: No matter where you are in the writing process, our community of expert writing tutors can provide the support you need, when you need it.



Live Session

Connect with a Tutor for 1:1, On-Demand Support

Work with a tutor online to get help brainstorming ideas, making an outline and revision plan, using correct grammar and punctuation, and more! Work interactively with your tutor to improve your paper and your writing skills.



Drop-Off Paper Review

Upload Assignments & Receive Feedback within 24 Hours

Get help from an expert tutor with grammar, punctuation, structure and flow, theme development, citations, and more. Balance your heavy workload while still getting the support that you need.

Feedback

Get comprehensive feedback on your writing project from one of our expert tutors:



Summary

of strengths
and weaknesses



Action Plan

with what you
need to work on



Recommended Resources

for more writing tips



Final Summary

focused on the areas
you requested

Log into your FREE Tutor.com account today
and get help with your writing assignments!

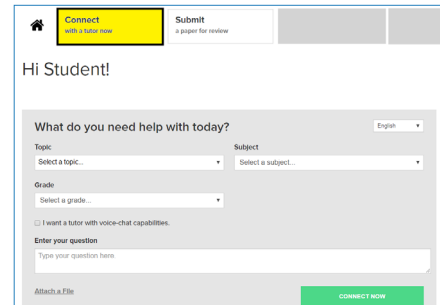


Log into your Tutor.com account today.

Live Session: Connect 1:1 with a Live Tutor

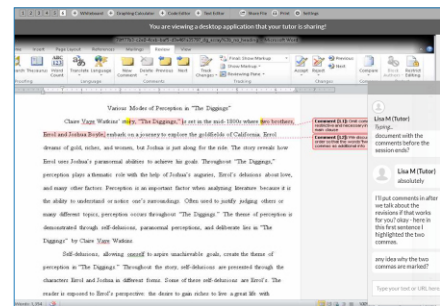
1

Click on **Connect with a tutor now** at the top of the page. Complete the short questionnaire to be matched with an expert writing tutor.

A screenshot of the Tutor.com 'Connect with a tutor now' form. At the top, there are two buttons: 'Connect with a tutor now' (highlighted in yellow) and 'Submit a paper for review'. Below the buttons, it says 'Hi Student!'. There is a section titled 'What do you need help with today?' with dropdown menus for 'Topic', 'Subject', and 'Grade'. Below this is a checkbox for 'I want a tutor with voice-chat capabilities.' and a text area for 'Enter your question'. At the bottom, there is an 'Attach a File' button and a green 'CONNECT NOW' button.

2

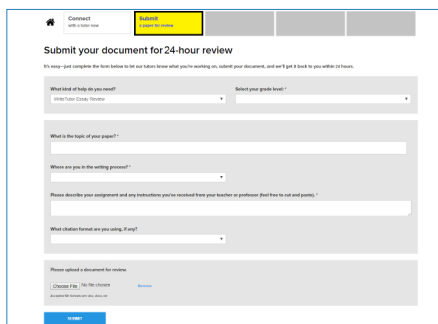
Use our interactive whiteboard and text editor to revise your paper while instant messaging or speaking with your tutor.



Drop-Off Paper Review: Submit Your File

1

Click on **Submit a paper for review** at the top of the page. Fill out the submission form, choose your file to upload, and click **Submit**.

A screenshot of the Tutor.com 'Submit a paper for review' form. It starts with a 'Connect with a tutor now' button and a 'Submit a paper for review' button (highlighted in yellow). Below the buttons, it says 'Submit your document for 24-hour review'. There is a section titled 'What kind of help do you need?' with a dropdown menu for 'Select your grade level'. Below this is a text area for 'What is the topic of your paper?'. There is also a section for 'Where are you in the writing process?' and a text area for 'Please describe your assignment and any instructions you've received from your teacher or professor. Don't forget to tell us what you need to do next.' At the bottom, there is a section for 'Please upload a document for review' with a 'Choose File' button and a 'Submit' button.

2

Once your paper has been reviewed and returned, click on **My Account** and select **My Sessions**. Locate your Essay Review Session and open the **Summary Feedback Form** and **Reviewed Document**.

