

Frederick Wilson
Benteen
Elementary School
August 2023
GO Team Meeting



B³: Believe in Benteen's Brilliance

Andrew Lovett, Jr., Ph. D., Principal

Vonda McKeever, Ph.D., Assistant Principal-Sub

Vision & Mission

- Motto: **B³: Believe in Benteen's Brilliance**
- Theme: **One School, One Goal, Brilliance!**
- Vision: **Frederick W. Benteen Elementary School is a school that provides a world class education that prepares students of today to be leaders of tomorrow.**
- Mission: **Our mission is to provide a comprehensive and rigorous curriculum that will prepare all students to be life-long learners and globally minded citizens, who are growing in academics, character, and leadership.**



International Baccalaureate PYP

Cluster Signature Program

- IB World Schools share a common philosophy—a commitment to improve the teaching and learning of a diverse and inclusive community of students by delivering challenging, high quality programmes of international education that share a powerful vision.
- The IB PYP prepares students to become active, caring, lifelong learners who demonstrate respect for themselves and others and have the capacity to participate in the world around them. PYP focuses on the development of the whole child as an inquirer, both within and beyond the classroom.
- Frederick W. Benteen is an authorized International Baccalaureate (IB) World School for the Primary Years Programme (PYP)
- Authorization: May 2021

Dual Language Immersion

Dual Language Immersion is a form of education in which students are taught literacy and content in two languages.

- Target Language – Spanish
- Inaugural Cohort entered 2018-2019 (Kindergarten)
 - Currently in grades PreK – 5th
- Benteen implements the Two-Way Immersion Program where two language groups are schooled through their two languages.
 - K-5: Two Classrooms, Two Teachers, Two Languages, Every Day
 - PreK: One Classroom, One Teacher, Two Languages, Every Day



2022- 2023 Year in Review

- International Baccalaureate World School
 - Implemented & Reflected on 6 IB Planners
- Increased partnerships & strengthened the PTO
- Launched a school steering committee with representation from the GO Team, PTA, Foundation, and staff
- Expanded Dual Language Immersion Program
 - PreK – 4th Grade
- Georgia Milestones Performance
 - Increase in Proficient & Above (Math) from 2022 to 2023 – 17.0% to 27.8% **(+10.8%)**
 - Increase in Proficient & Above (ELA) from 2022 to 2023 – 21.3% to 28.9% **(+7.6%)**
 - Increase in Proficient & Above (Science) from 2022 to 2023 – 20% to 21.7% **(+1.7%)**
- Major \$10.2 million dollar renovation

Attendance Data – 91.7%



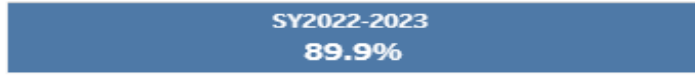
Select Year:
 Grade:
 Associate:
 Cluster:
 School:
 Month:

EL Status:
 Race/Ethnicity:
 Gender:
 Gifted:
 Sp. Ed. Status:
 Cohort:



District ADA

Subject to filters above



School ADA Attendance Comparison SY2022-2023

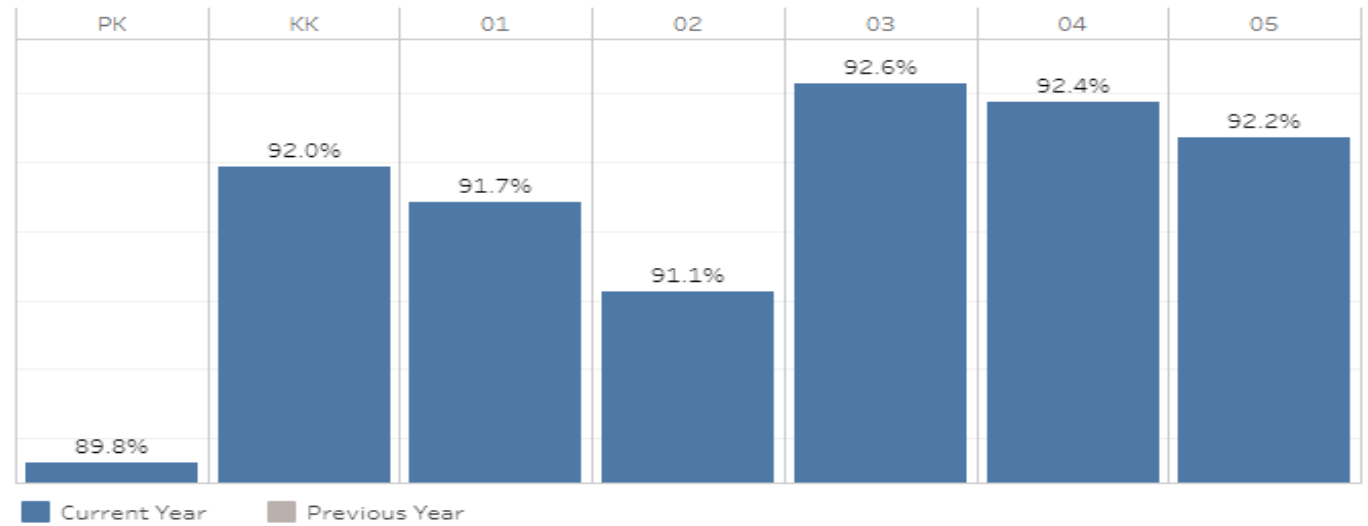


Sort By:

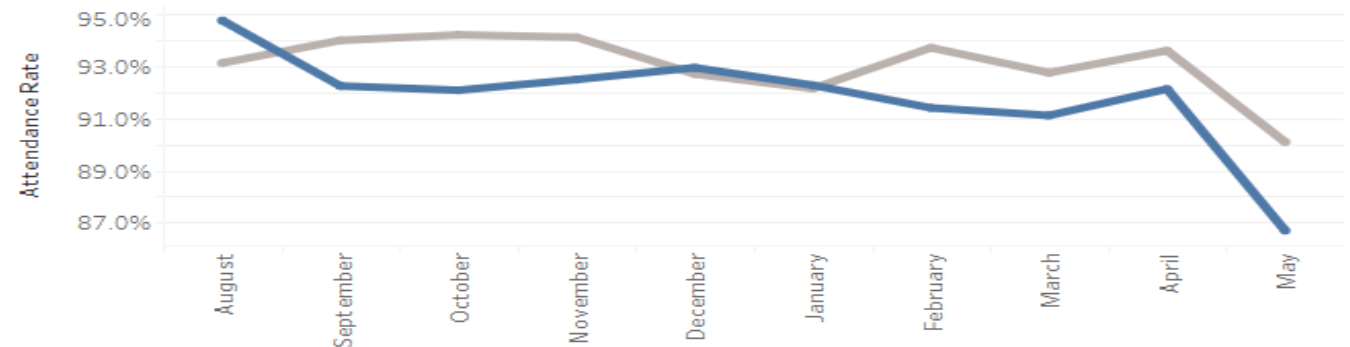
Attendance Rate

Change From

Comparison Across Grades



Comparison Across Years



2022 – 2023 Behavior Data



School Year: SY2022-2023
 Associate: (All)
 Cluster: Jackson
 School Type: ES
 School: Benteen
 Grade: (All)
 Cohort: N/A

Total Students

269

Total Active Students

241

261 (97.0%) students with No OSS Day(s)

8 (3.0%) students with OSS Day(s)

Incidents by Time and Day

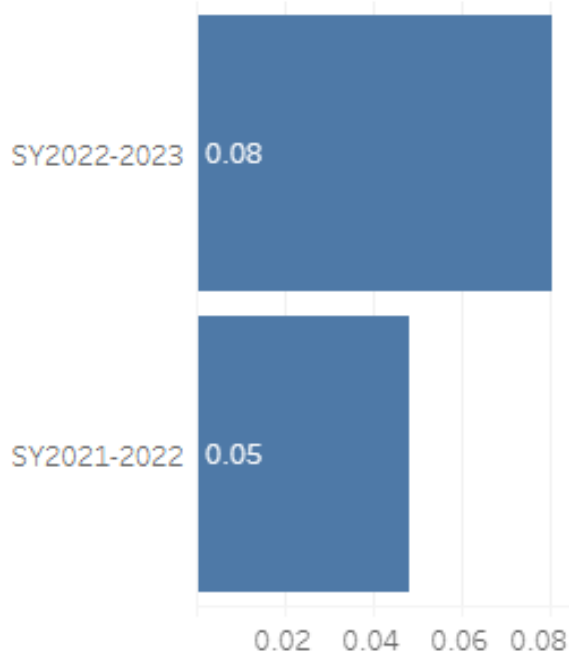
	Monday	Tuesday	Wednesd..	Thursday	Friday
Before 8AM			1		1
10AM-12PM	1		2		
12PM-2PM	1	1	3	3	2
2PM-4PM	1		2		

Behavior Summary

SY2022-2023

Data as of: 7/24/2023 2:08:09 AM

Suspension Rate



Suspension Total Student Counts

	General Ed.	SPED
7 Days OSS		1
4 Days OSS	1	
3 Days OSS		1
1 Day OSS	2	3
0 Days OSS	2	3

Incident Status



Incidents by Student

255 (94.8%) students with 0 Incidents
9 (3.3%) students with 1 Incident
4 (1.5%) students with 2 to 3 Incidents
1 (0.4%) students with 4+ Incidents

Incidents by Gender

8 Incidents involving Females
11 Incidents involving Males

Incidents by Grade

KK	2 Incidents
01	1 Incidents
02	0 Incidents
03	1 Incidents
04	8 Incidents
05	6 Incidents

School Start Update

2023-2024 Enrollment Projections

Grade	Projected Student Enrollment	Current Student Enrollment	Difference
Pre-Kindergarten	40	37	-3
Kindergarten	47	36	-11
1st Grade	51	48	-3
2nd Grade	43	48	+5
3rd Grade	34	37	+3
4th Grade	49	48	-1
5th Grade	40	41	+1
TOTAL	304	295	-9

Leveling

Strategic Plan

Mission: Our mission is to provide a comprehensive and rigorous curriculum that will prepare all students to be life-long learners and globally minded citizens, who are growing in academics, character, and leadership.



Vision Frederick W. Benteen Elementary School is a school that provides a world class education that prepares students of today to be leaders of tomorrow.

SMART Goals

Students in grades 3-5 will increase the level of Proficient and above students by at least 3 percent on the 2023 ELA GMAS

Students in grades 3-5 will increase the level of Proficient and above students by at least 3 percent on the 2023 Math GMAS

To further support whole child development, the school will increase the integration of SEL strategies throughout the school day amongst and between school stakeholders inclusive of students, staff, parents, and community, by May 2023.

APS Strategic Priorities & Initiatives

School Strategic Priorities

School Strategies

Fostering Academic Excellence for All
Data
Curriculum & Instruction
Signature Program

1. Increase staff knowledge of math and ELA/reading best practices to impact student learning.
2. Focus on student reading and language development.
3. Increase implementation and intersection of IB and DLI

- 1A.** Create instructional frameworks to guide math and ELA/Reading instruction
- 1B.** Strengthen language development with a literary focus on Interactive Read Alouds in ELA classes.
- 1C.** Reflect & Revise IB unit planners after implementation, especially for grades 3 & 4 as the DLI program expands.

Building a Culture of Student Support
Whole Child & Intervention
Personalized Learning

- 1 Develop a culture with an emphasis on Social Emotional Learning
- 2 Professionally develop the teaching staff by providing tailored, specific PD based on their collective and individual strengths and weaknesses

- 1:** Increase the amount of time allocated in the master schedule for SEL instruction
- 2:** Develop master schedule where teachers have collaborative planning opportunities to improve teacher efficiency in inquiry based instruction in all content areas.

Equipping & Empowering Leaders & Staff
Strategic Staff Support
Equitable Resource Allocation

- 1 Build capacity of staff around ELL learners and strategies
2. Build capacity of staff around tenants of IB

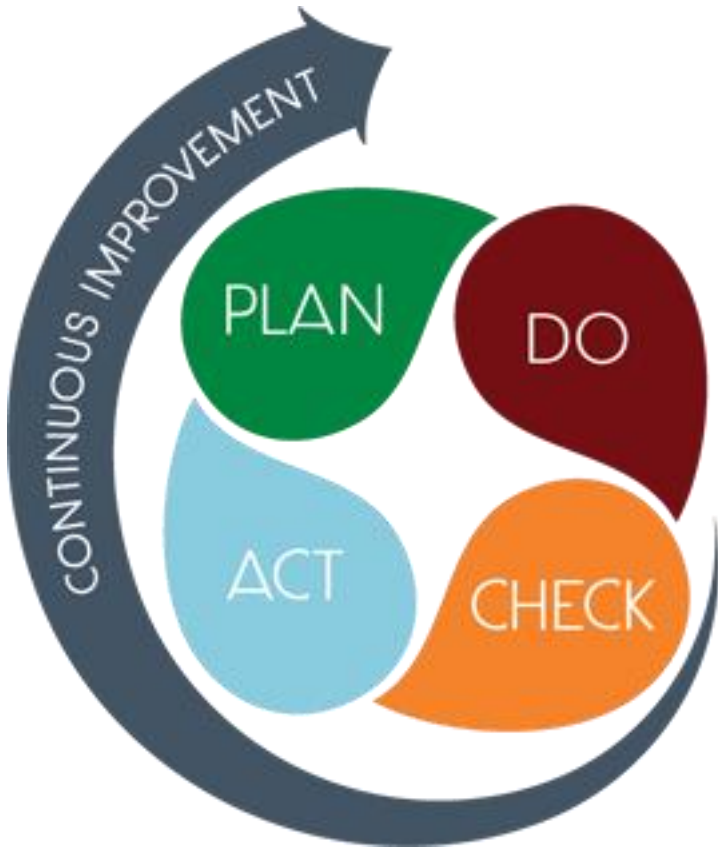
- 1:** Dual Language Immersion Program as the approved instructional model for ESOL students in grades K- 5 and provide opportunities and partnership with the EOSL/World Language Department for staff to become ESOL endorsed
- 2:** Create a matrix and schedule to ensure all staff are trained on IB annually.

Creating a System of School Support
Collective Action, Engagement
& Empowerment

- 1 Build a school structure to provide support and opportunities for staff feedback

- 1:** Consolidate the lead team & pedagogical lead team into one governing body to streamline operation and structure for support

STRATEGIC PLAN SMART GOALS



Overview

- Priorities
- Key Aspects

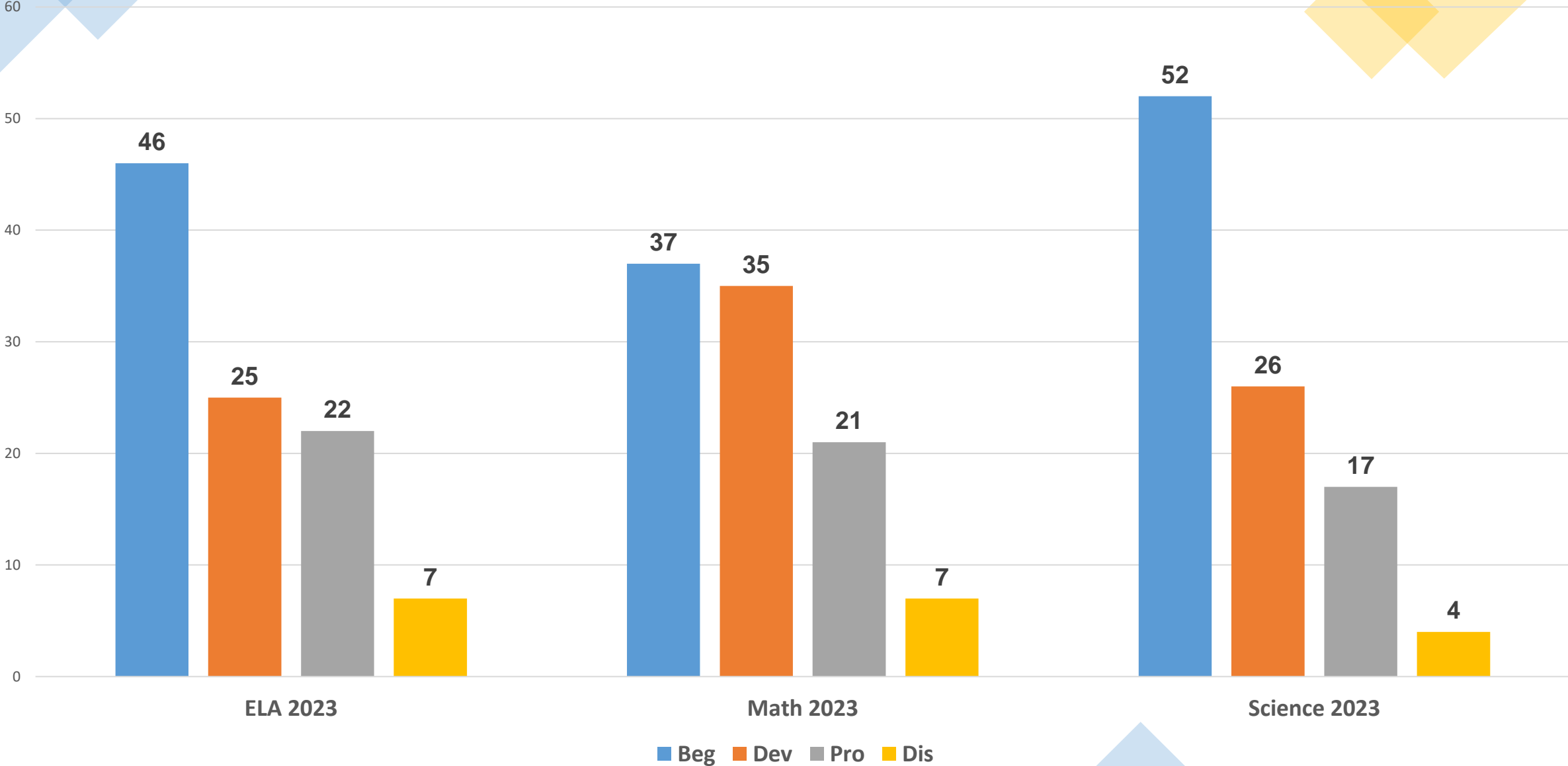
SMART GOALS

Continuous Improvement Plan SMART GOALS

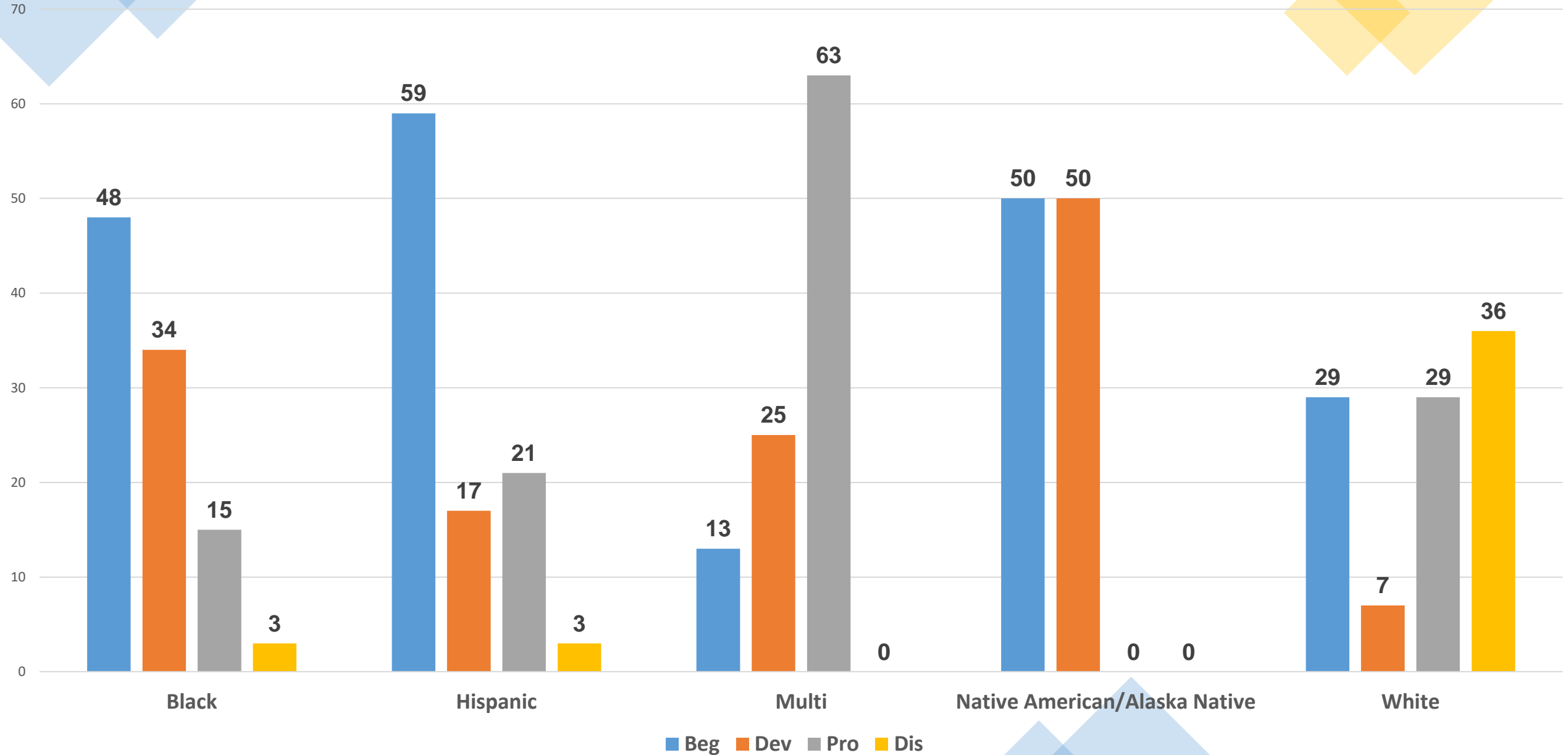
Our Overarching Needs		
Literacy: Increase the percent of students scoring proficient and above on the GMAS assessments in ELA by 3%.	Numeracy: Increase the percent of students scoring proficient and above on the GMAS assessments in math by 3%.	Whole Child & Student Support: Increase the ADA by at least 2% for students to support their academic achievement.
SMART Goals (Elementary/Middle School)		
By the end of the school year, the percentage of students scoring proficient or above on the ELA GMAS will increase by 3% from 29% to 32%.	By the end of the school year, the percentage of students scoring proficient or above on the Math GMAS will increase by 3% from 28% to 31%.	By the end of the school year, the ADA rate will increase by 2% from 92% to 94% as measured in APS Graphs.
Progress Monitoring Measures		
<ul style="list-style-type: none"> Weekly Data & Instructional Planning PLCs, Submission/review of instructional lesson plans, implementation of the coaching cycle (plan, observe, coach, model, Co-teach), common building assessments, universal screeners Monitoring of MAP data. 	<ul style="list-style-type: none"> Weekly Data & Instructional Planning PLCs, Submission/review of instructional lesson plans, implementation of the coaching cycle (plan, observe, coach, model, Co-teach), common building assessments, universal screeners Monitoring of MAP data. 	<ul style="list-style-type: none"> Care Team meetings Teacher submission of monthly call logs Daily contact by social worker and/or parent liaison to follow up with Homeroom attendance updates during the morning announcements Monthly attendance recognitions and celebrations

Georgia Milestones Assessment Results

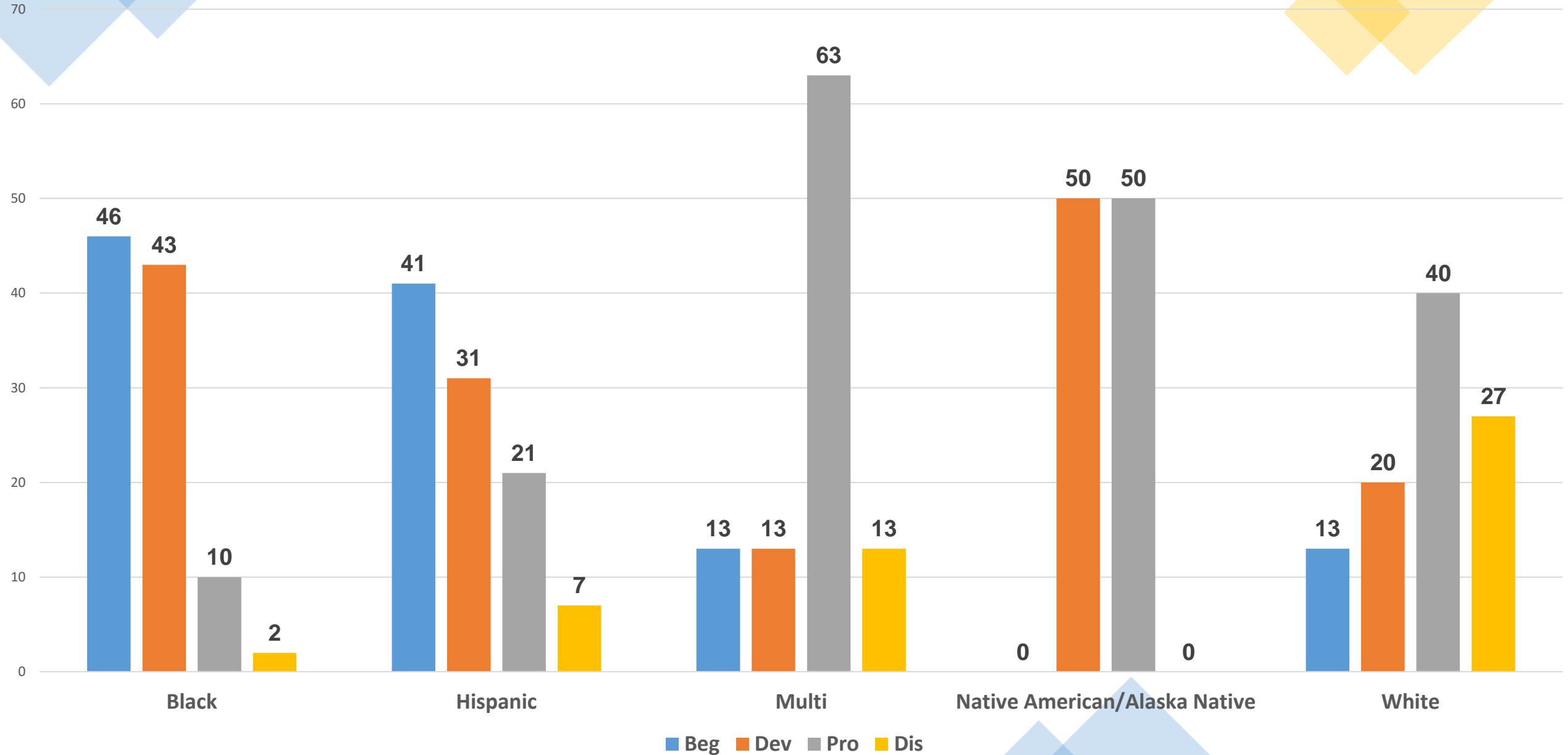
Benteen 2023 Milestones Overall



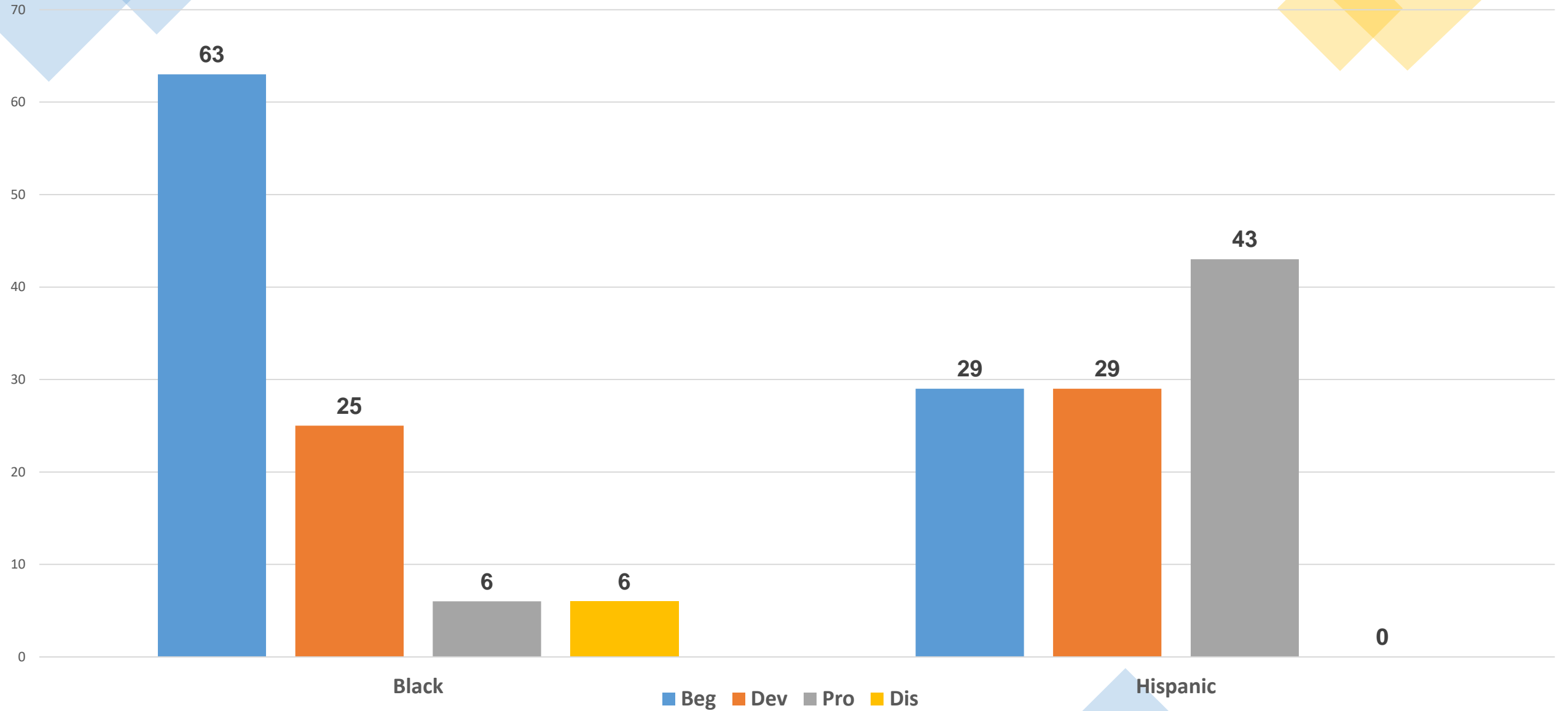
Benteen ELA Ethnicity



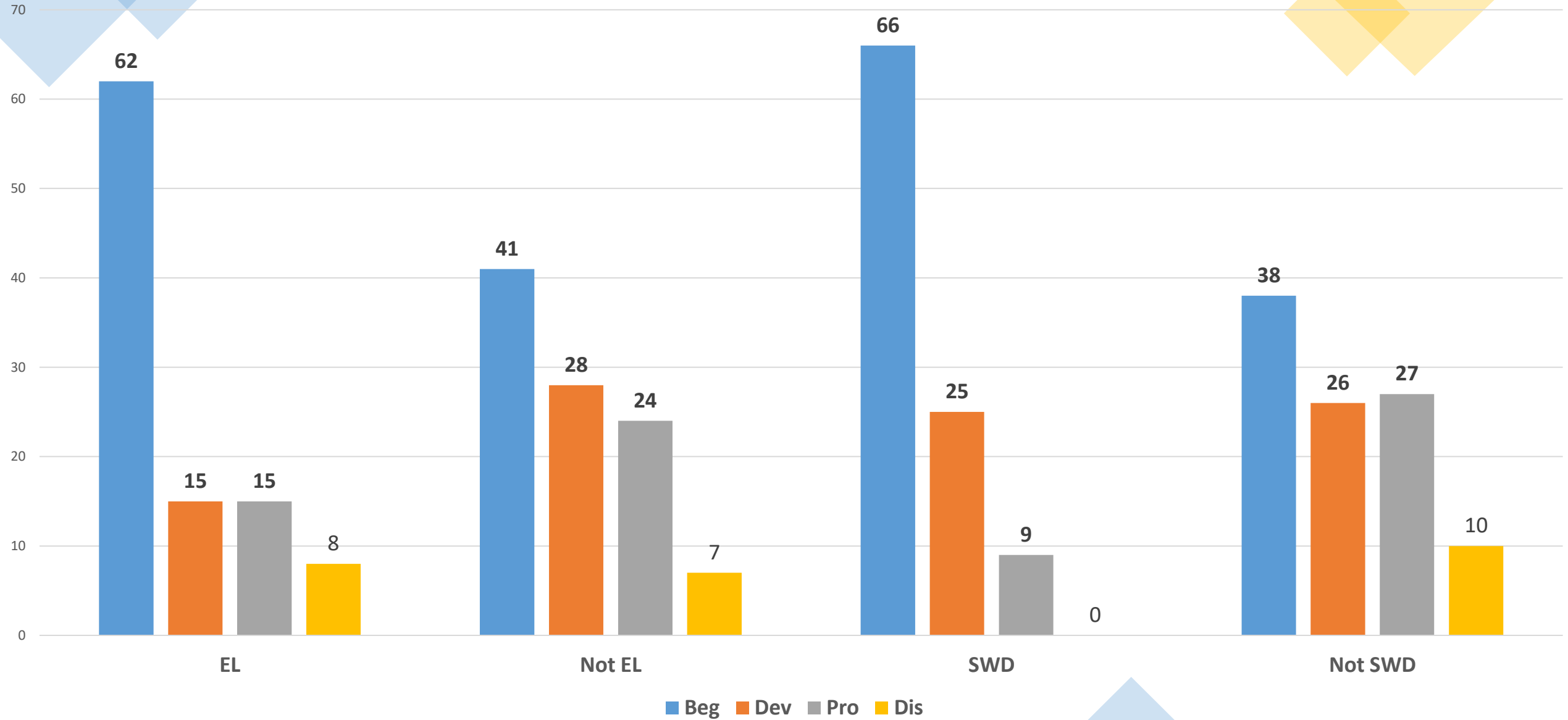
Benteen Math Ethnicity



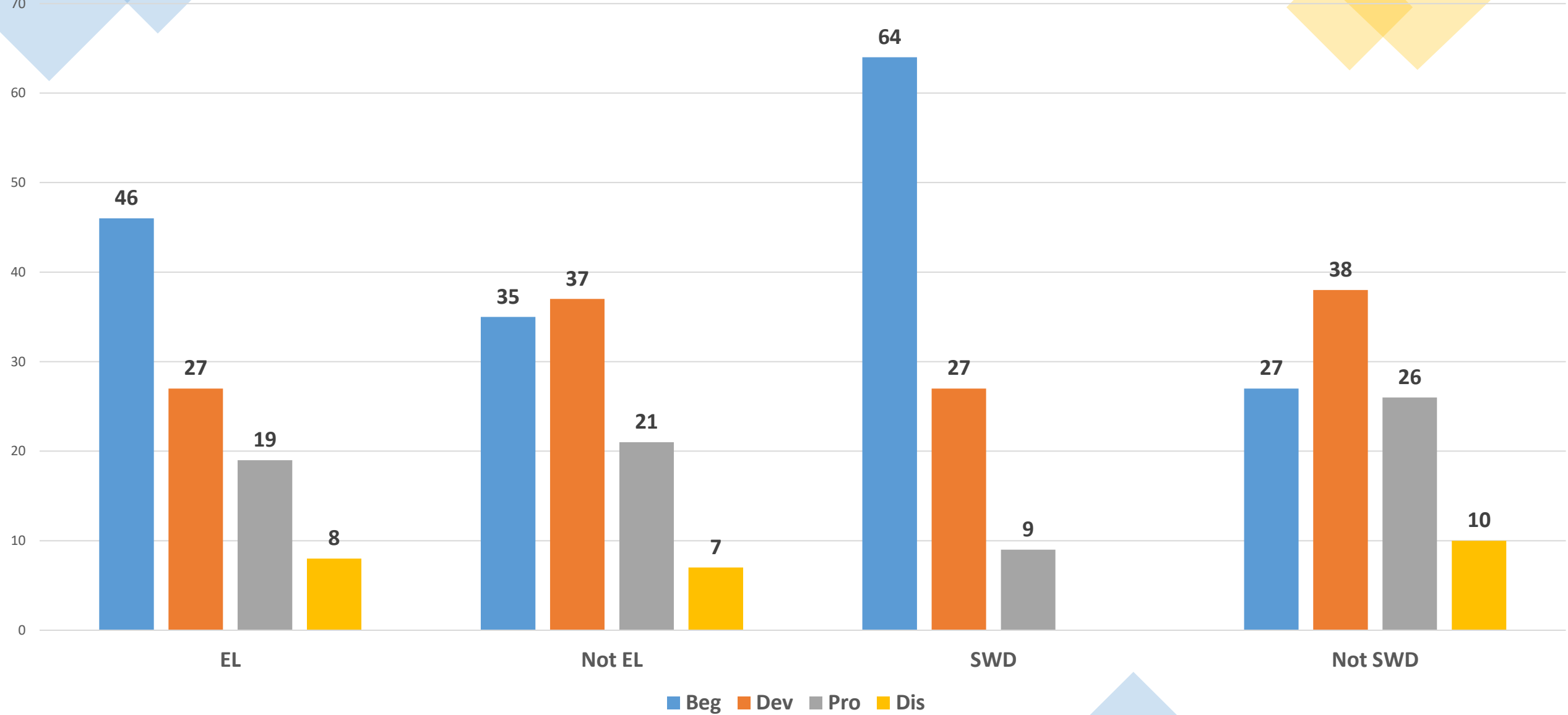
Benteen Science Ethnicity



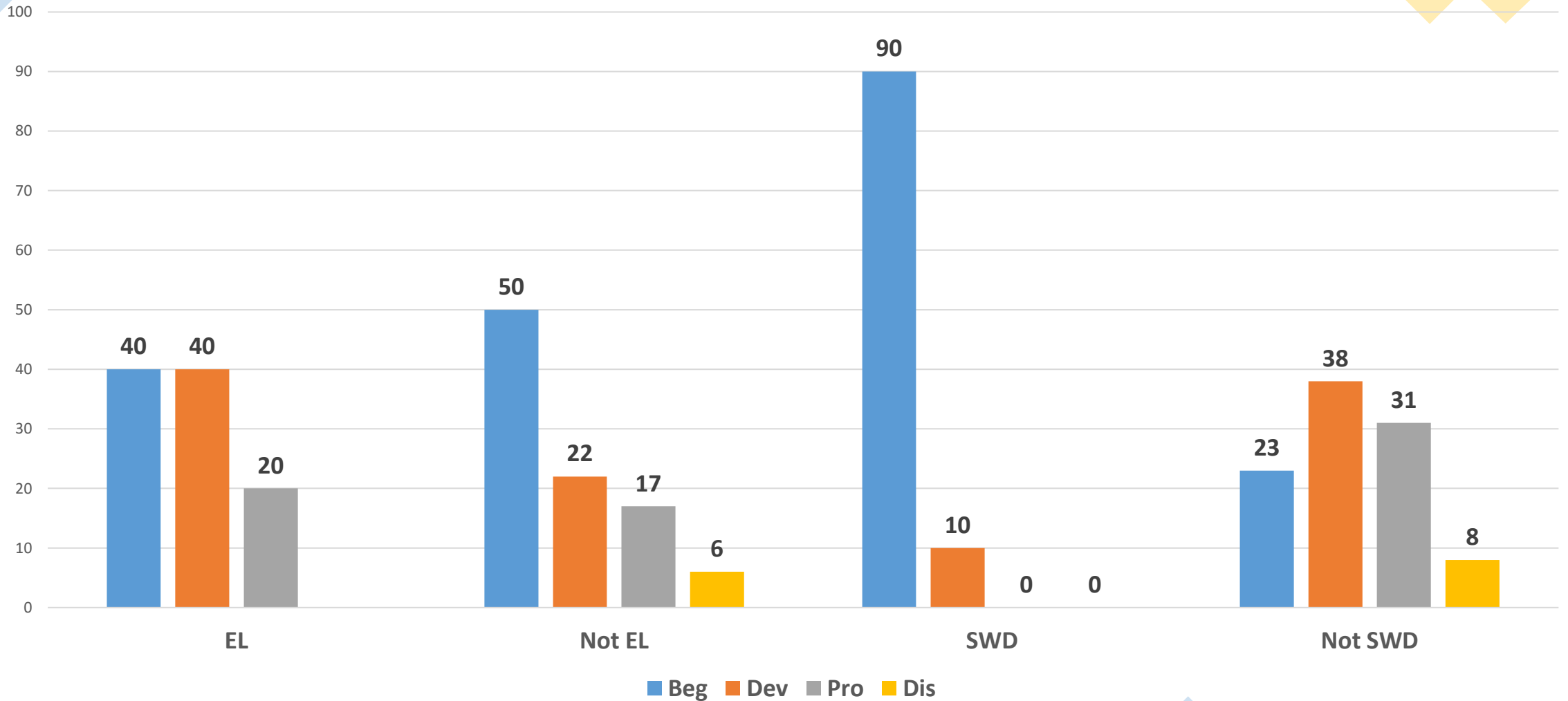
Benteen EL & SWD ELA



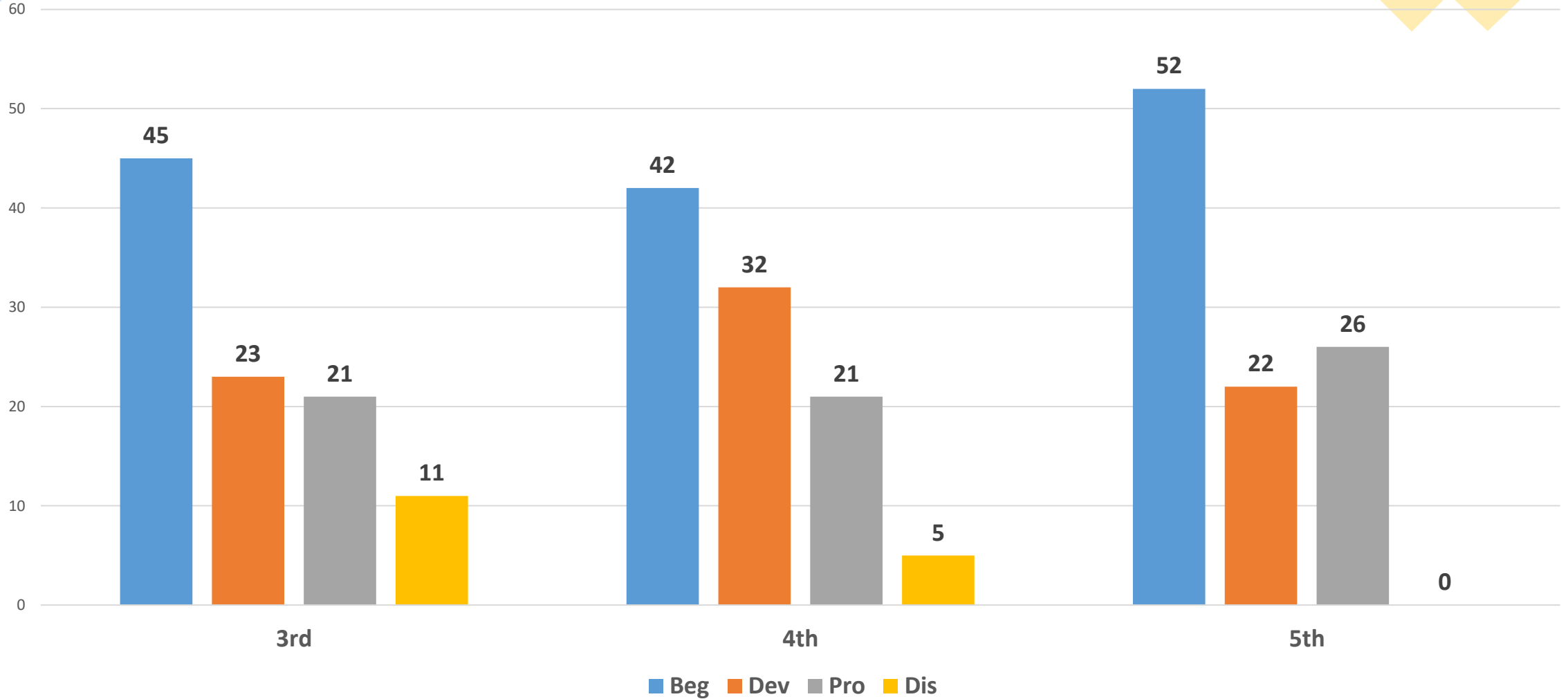
Math EL & SWD



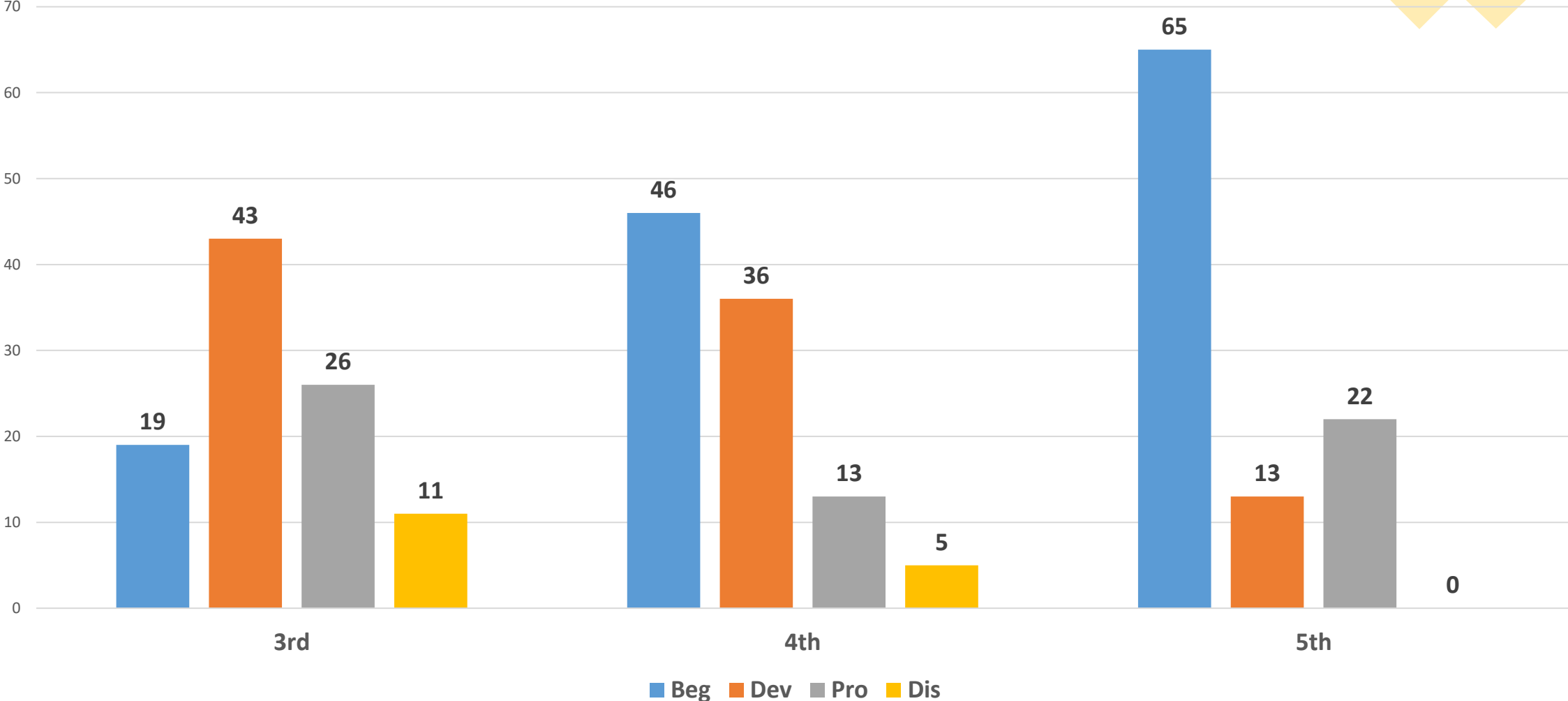
Science EL & SWD



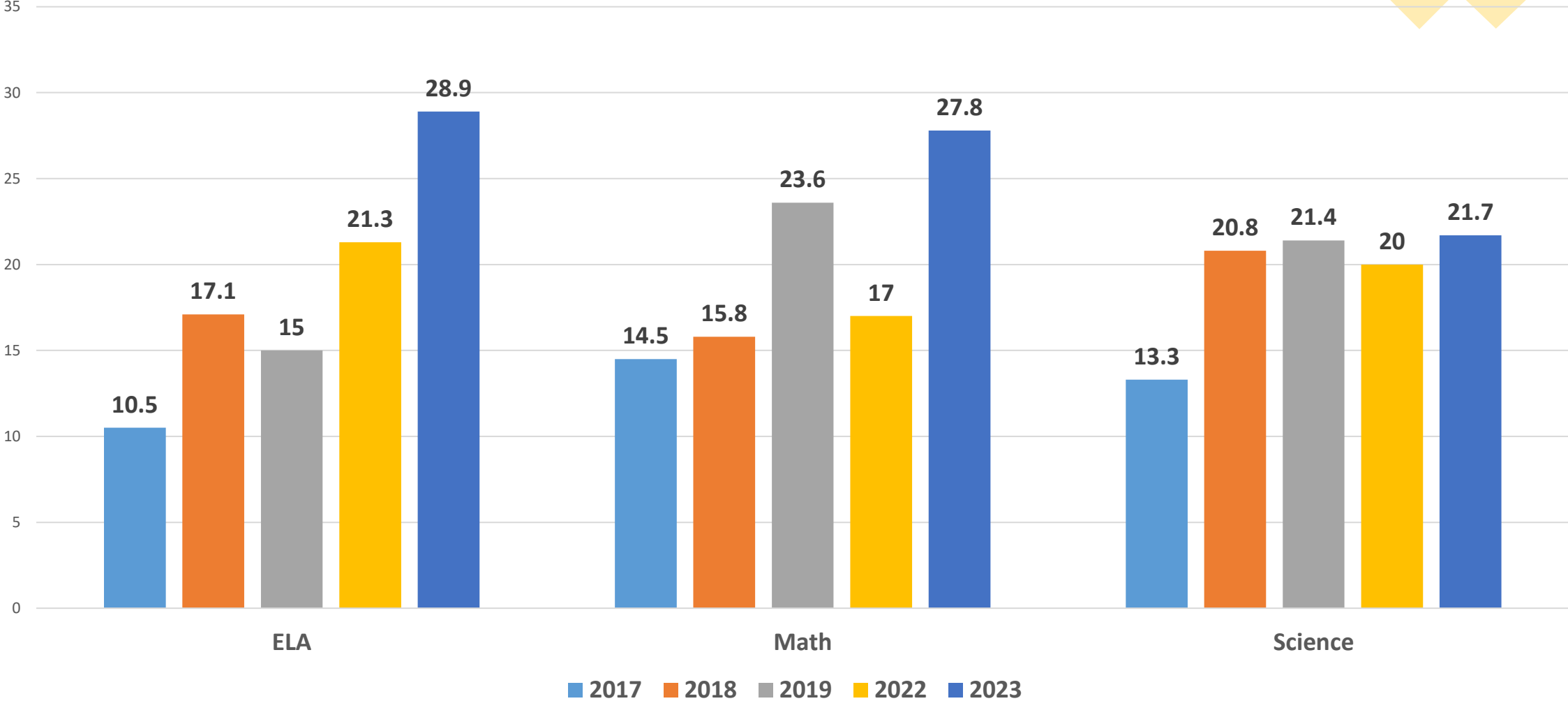
ELA Grade Level



Math Grade Level



Proficient & Above Trends



What are the “APS 5”?

The “APS 5” are the 5 evidence-based practices that we will prioritize and implement in all APS schools to increase student outcomes and fulfill our equity commitments.

APS 5 Where we will focus		Data: Utilize data to drive all instructional decisions and ensure equitable outcomes for all students
		Curriculum & Instruction: Implement rigorous and culturally relevant and linguistically responsive curriculum with fidelity in all core content areas and instructional best practices in Tier 1 instruction
		Whole Child & Intervention: Implement a Whole-Child system of supports that integrates social-emotional learning, behavior, wellness, and comprehensive academic intervention plans
		Personalized Learning: Utilize flexible learning tools, technology integration, and targeted instruction to personalize learning for all students
		Signature Programming: Strengthen the implementation of signature programming across all schools

Administrative Team

Dr. Andrew Lovett, Jr., Principal

Dr. Vonda McKeever, Assistant Principal (Substitute)

Ms. Chanel Free, Counselor

Mr. Samuel Jones, PYP Coordinator/Instructional Coach

Ms. Princess Smith, Instructional Coach

Front Office Phone (404) 802-7300



Questions?