

BURGESS-PETERSON ACADEMY

BUDGET FEEDBACK MEETING

*To be presented to GO Team **BEFORE** the school staffing conference*

NORMS

2



This is a meeting of the GO Team. Only members of the team may participate in the discussion. Any members of the public present are here to quietly observe.



We will follow the agenda as noticed to the public and stay on task.



We invite and welcome contributions of every member and listen to each other.

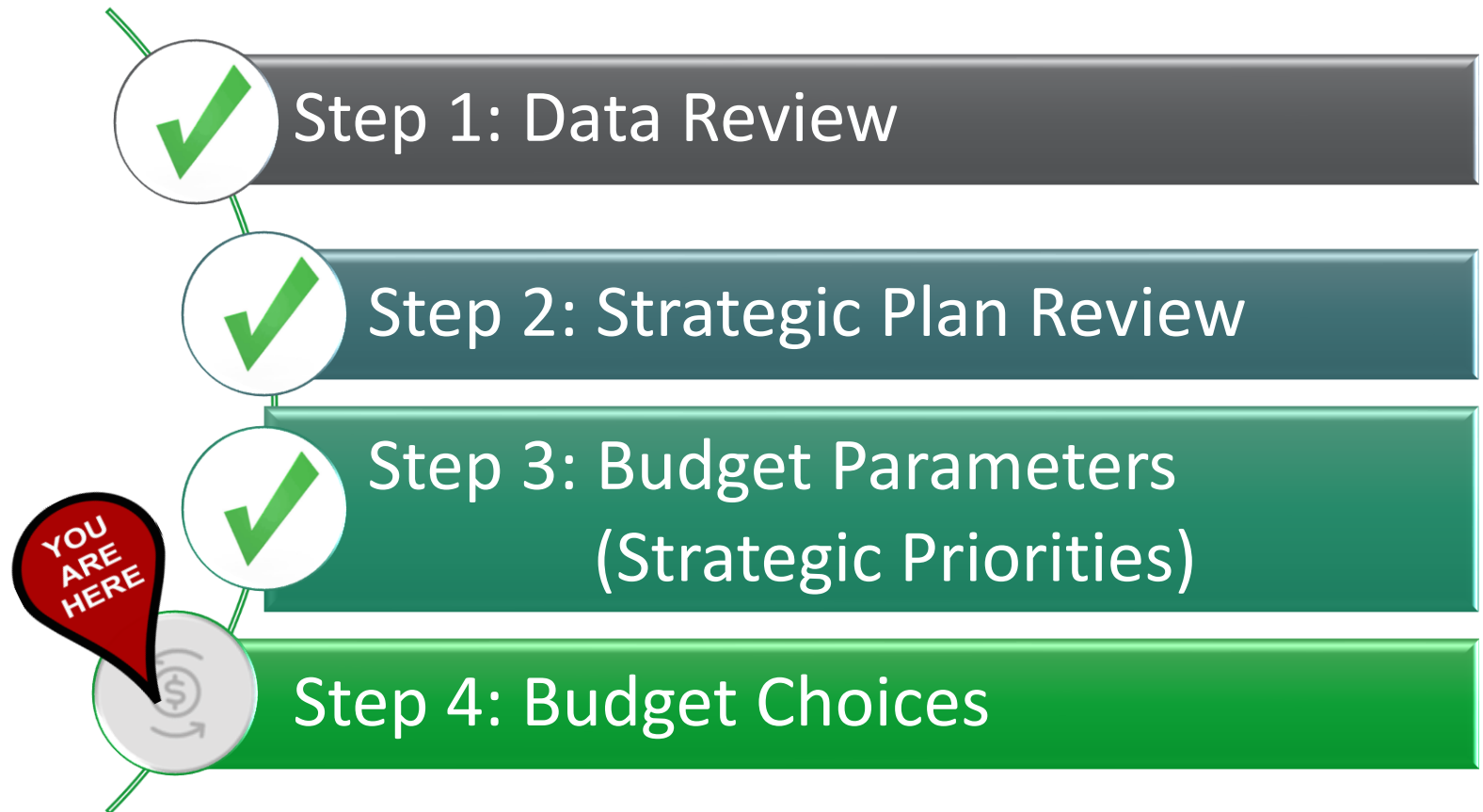


We will respect all ideas and assume good intentions.

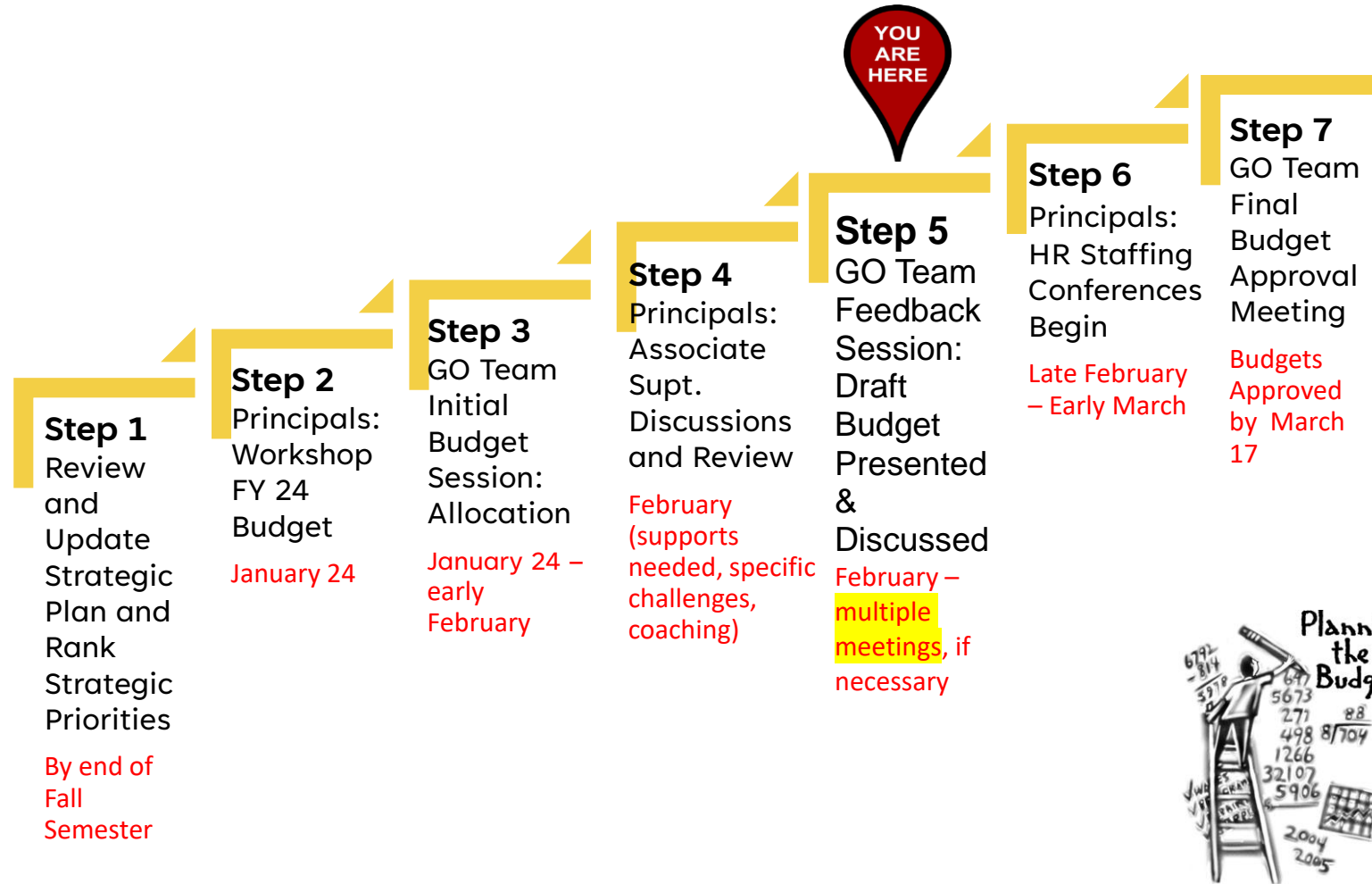
GO TEAM BUDGET DEVELOPMENT PROCESS

YOUR SCHOOL STRATEGIC PLAN...

is your roadmap and your role.
It is your direction, your priorities, your vision, your present, your future.



Overview of FY '24 GO Team Budget Process



GO Teams are encouraged to have ongoing conversations

Budget Feedback Meetings

What

The GO Team feedback session(s) should be scheduled for the principal to provide an overview of the school's draft budget for the GO Team members and the general public.

Why

This meeting provides an opportunity for GO Teams to discuss how the school's budget has been allocated to support the programmatic needs and key strategic priorities.

When

Meetings must be held in February **before staffing conferences**. BPA's Staffing Conference is Monday, February 27.

FY24 BPA Budget Parameters

6

FY24 School Priorities	Rationale
Safeguard/ Maximize EIP Segments and Number of EIP Identified and Served	EIP accounts for \$413,766 FY24 and will be even more crucial for FY25 when CARES III is gone
Keep class sizes and student: teacher ratios as low as possible in primary grades	In the presence of a strong teacher, Lower Ratios in primary grades have a positive impact on students' progress toward literacy and mathematical understanding
Utilize CARES III allocation to support students in need of intervention and remediation	Supporting these students as they move toward proficiency and beyond will enhance their futures and our overall outcomes at BPA
Strategize ways to offset the loss of Title I status and funding for FY24	For FY24, BPA has a free/reduced meals rate of 27% far below the 50% threshold for Schoolwide Title I status. This is a decrease of \$166,646 from FY23.

Descriptions of Strategic Plan Breakout Categories

- 1. Priorities:** FY24 funding priorities from the school's strategic plan, ranked by the order of importance.
- 2. APS Five Focus Area:** What part of the APS Five is the priority aligned to?
- 3. Strategies:** Lays out specific objectives for school improvement.
- 4. Request:** "The Ask" What needs to be funded in order to support the strategy?
- 5. Amount:** What is the cost associated with the Request?

FY24 Strategic Plan Break-out

Priorities	APS FIVE Focus Area	Strategies	Requests	Amount
Improve Proficiency in Math for all grade levels	Fostering Academic Excellence for All	<i>Implement new GA Math Standards</i> <i>Implement new APS Math text resources for FY24</i>	<i>Utilize Math Coaching</i> <i>Keep Class Sizes Small</i> <i>Teacher PL and Planning</i>	<i>approx.\$115,000</i>
Improve Proficiency in Reading/ELA for all grade levels	Fostering Academic Excellence for All	Continue to Refine Early Literacy Practices Train new teachers in Explicit Phonics Instruction	Utilize Literacy Coaching Keep Class Sizes Small Teacher PL and Planning	<i>approx. \$115,000</i>
Improve Implementation of IB PYP across all grade levels	Signature Programming and Fostering Academic Excellence for All	Prepare for Re-Evaluations spring 2024	IB PYP Coach IB Teacher Training IB Fees and Dues	Approx. \$150,000
Support Students via SEL, Wellness and Behavioral Needs	Whole Child and Intervention Supports	Provide School Counseling and School Social Worker Services at BPA	Full time Counselor Full time Social Worker	Approx. \$225,000
Increase Teacher efficacy in Math and Rdg and IB	Fostering Academic Excellence for All	Provide required/preferred training in Rdg, Math, IB	Teacher training at BPA Teacher training at approved IB providers in the US	\$25,000

BPA's Plan for FY24 CARES Allocation \$193,273

Priorities	APS FIVE Focus Area	Strategies	Requests	Amount
Identify and provide support for students who need INTERVENTION and REMEDIATION in Math and Reading	Whole Child and Intervention	MTSS will work with teachers to use classroom data and MAP data to identify students in need of support, work with parents and teachers as students receive intervention and progress monitoring.	Use CARES III Funds to fund a fulltime MTSS (Multi-Tiered Systems of Support) Specialist	\$109,858
Provide School Counseling Support for students at BPA	Whole Child and Intervention	School Counselor will be made whole and split-funded between Fund 150 and CARES III resources	Make Counselor Whole and split fund between Fund 150 and CARES III.	\$56,409
Provide Materials and Supplies for Classroom and Special Education Teachers to support instruction	Fostering Academic Excellence for all	Provide manipulative materials for math instruction and decodable readers for literacy instruction. Align print resources with IB Planners and purchase materials where gaps exist.	Math Manipulatives Decodable Readers Leveled/Decodable Readers aligned with IB Planners	\$27,006

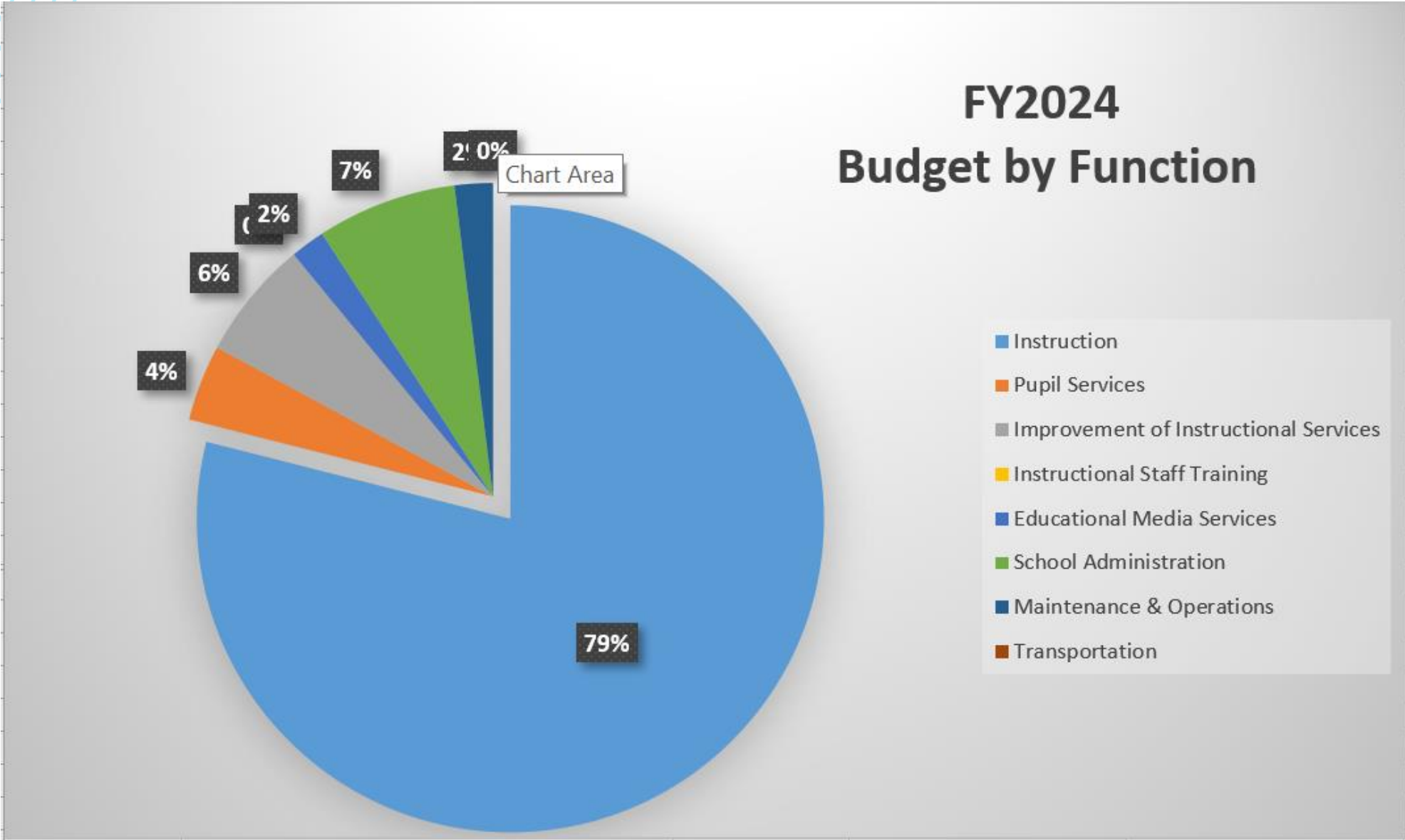
Budget by Function (Required)

**Based on Current Allocation of School Budget*

School	Burgess-Peterson Elementary School			
Location	0305			
Level	ES			
Principal	David White			
Projected Enrollment	506			
Account	Account Description	FTE	Budget	Per Pupil
1000	Instruction	50.90	\$ 4,718,747	\$ 9,326
2100	Pupil Services	2.51	\$ 234,957	\$ 464
2210	Improvement of Instructional Services	3.00	\$ 367,428	\$ 726
2213	Instructional Staff Training	-	\$ -	\$ -
2220	Educational Media Services	1.00	\$ 107,146	\$ 212
2400	School Administration	4.00	\$ 430,529	\$ 851
2600	Maintenance & Operations	2.00	\$ 117,850	\$ 233
2700	Transportation	-	\$ -	\$ -
	Total	63.41	\$ 5,976,659	\$ 11,812

Budget by Function (Required)

**Based on Current Allocation of School Budget*



FY24 Budget “As Is”

***WITHOUT the additional \$187,882 from 32 transfer seats offered						
	Projected #	+ Transfers	Total #	Class Sizes	Change from FY23	EIP
Kindergarten	97	+10	107	5 @ 22		
First	93	+6	99	1 @14* 4 @ 21		Earns 84 EIP Segments
Second	83	0	83	1 @14* 3 @ 24		Earns 84 EIP Segments
Third	89	+6	95	4 @ 24	Reduce 1 HR	ZERO EIP Segments
Fourth	83	+5	88	4 @ 22	Add 1 HR	No EIP Pull-Out
Fifth	61	+5	66	3 @ 22		No EIP Pull-Out
	506	32	538			Jeopardizes EIP for FY25

* EIP Allocation FY24 = \$413,766

Additional Allocation Request

10 Kindergarten seats -	\$73,312	(\$45,820 + \$27,492)
6 First grade seats -	\$34,375	(\$27,492 + \$6,873)
0 Second grade seats		
6 Third grade seats -	\$34,375	(\$27,492 + \$6,873)
5 Fourth grade seats -	\$22,910	base allocation only
5 Fifth grade seats -	\$22,910	base allocation only

32 total seats offered \$187,882 -additional allocation per SSF

This will bring our projected enrollment from 506 to 538.

WITH Transfer Seat Dollars

***WITH the additional \$187,882 from 32 transfer seats offered						
	Projected #	+ Transfers	Total #	Class Sizes	Change from SY22/23	EIP
Kindergarten	97	+10	107	5 @ 22	Same	
First	93	+6	99	1 EIP @14* 4 @ 21	Same	Earns 84 EIP Segments
Second	83	0	83	1 EIP @14* 3 @ 24	Same	Earns 84 EIP Segments
Third	89	+6	95	1 EIP @ 14* 4 @ 21	Same	Earns 84 EIP Segments
Fourth	83	+5	88	4 @ 22	Add 1 HR	EIP Pull-Out
Fifth	61	+5	66	3 @ 22	Same	EIP Pull-Out
	506	32	538			Stabilizes EIP for FY25

**DISCUSSION OF
RESERVE
AND HOLDBACK
FUNDS**

Plan for FY24 Leveling Reserve

\$76,595

Priorities	APS FIVE Focus Area	Strategies	Requests	Amount
Improve Proficiency Rates in Math K-5	Fostering Academic Excellence for All	More Hands-on Math Practice	Math Manipulatives	\$2,500
Improve Proficiency Rates in RDG K-5	Whole Child & Intervention	Practice with Text Students can Decode on their own	Decodable Readers	\$5,000
Improve IB Implementation K-5	Signature Programming	Increase Reading Across Content Areas	Books aligned to IB Planners	\$2,000
Improve Proficiency in Math and Reading	Fostering Academic Excellence for All	Purchase Instructional Materials for classroom and DSE teachers	Upward Adjustment to Instructional Materials and Supplies Line Item	\$58,031
Improve Proficiency Math & Rdg	Whole Child and Intervention	Hourly Retired Teacher Tutor	Increase hours from 20hrs/week to 28 hrs/week	\$9,064

QUESTIONS FOR THE GO TEAM TO CONSIDER AND DISCUSS

17

Are BPA's strategic priorities reflected in this budget?

- Are new positions and/or resources included in the budget to address our major priorities? (**Only New Position is 4th grade HR**)
- What tradeoffs are being made in order to support these priorities?
 - **Slightly Larger Class Sizes if No Transfer Seat Adjustment**
 - **Far Fewer EIP students ID'd and Served if No Transfer Seat Adjustment**

How are district and cluster priorities reflected in our budget?

- Cluster priorities- what staff, materials, etc. are dedicated to supporting our cluster's priorities? (**Band, Orchestra, Spanish**)
- Signature programs- what staff, materials, etc. are dedicated to supporting our signature program? (**IB Coach, IB Fees/Dues, Eval Visit, Training**)
- Are there positions our school will share with another school, i.e. nurse, counselor? (**Band – BPA 1 day/week**)

Where We're Going?

Our next meeting is the **Budget Approval Meeting**

What:

During this meeting we will review the budget, which should be updated based on feedback from the staffing conference, Associate Superintendents, and key leaders. After review, GO Teams will need to **take action** (i.e., vote) on the FY24 Budget.

Why:

Principals will present the final budget recommendations for GO Team approval.

When:

All approval meetings **must** be held **after** staffing conferences. Our meeting is scheduled for **March 9th at 6:00 PM**. Budgets must be approved by **March 17th**.

What's Next?

- **February**

- HR Staffing Conferences (Late February)

- **March**

- Final GO Team Approval Meeting (AFTER your school's Staffing Conference and BEFORE Friday, March 17th)