

PARKSIDE ELEMENTARY

GO Team Meeting

APRIL 21, 2025

Agenda

- I. Call to Order**
- II. Roll Call; Establish Quorum**
- III. Action Items**
 - a. Approval of Agenda
 - b. Approval of Previous Minutes:
 - c. Vote – Uniform Recommendation
- IV. Discussion Items**
 - a. 2025 Spring MAPS results (Principal's Report)
 - b. Needs Assessment
 - c. Uniform Recommendation
 - d. GO Team Communication Protocol
- V. Information Items**
 - a. GO Team Elections
- VI. Announcements**
- VII. Public Comment**
- VIII. Adjournment**

2025 Spring MAPS Results

Data Points to Consider

- Spring Results
 - Literacy
 - Numeracy



Spring MAPS 2025 ELA

	Level 1	Level 2	Level 3	Level 4
All	26%	26%	24%	24%
Black	45%	36%	15%	4%
White	3%	12%	37%	48%
2 or More	12%	26%	15%	47%
SWD	54%	28%	8%	10%
ED	45%	36%	16%	3%
Not ED	4%	16%	34%	46%



Spring MAPS 2025

MATH



	Level 1	Level 2	Level 3	Level 4
All	27%	32%	29%	13%
Black	46%	38%	13%	1%
White	4%	22%	48%	26%
2 or More	12%	38%	32%	18%
SWD	61%	24%	8%	8%
ED	46%	39%	14%	2%
Not ED	4%	26%	46%	24%

Needs Assessment

ACTIVITY

Needs Assessment

During this Needs Assessment, we will look at data from the Spring MAPS administration and identify 2-3 potential needs for the 2025-2026 school year.

This discussion will help school leadership as they prepare for the 2025-2026 school year.



Needs Assessment: Guiding Questions

- What does this data tell us?
- What good news is there to celebrate?
- Where are growth opportunities?
- What trends do we see in the data?

ACTIVITY: Strengths & Opportunities

Based on your discussion about the school data, determine point of strength and opportunities for improvement and summarize them below.

Strengths	Opportunities
White students are performing well in ELA and Math. (85% ELA) & (74% Math)	45% of Black students are performing at the Beginning Level (1) in ELA
Students who are not economically disadvantage are performing well in ELA and math.	46% of Black students are performing at the Beginning Level (1) in Math
48% of ALL students are performing at Proficient and above in ELA	26% of White students are performing at the Beginning and Developing levels in Math
18% of SWD students are performing at Proficient and above in ELA	

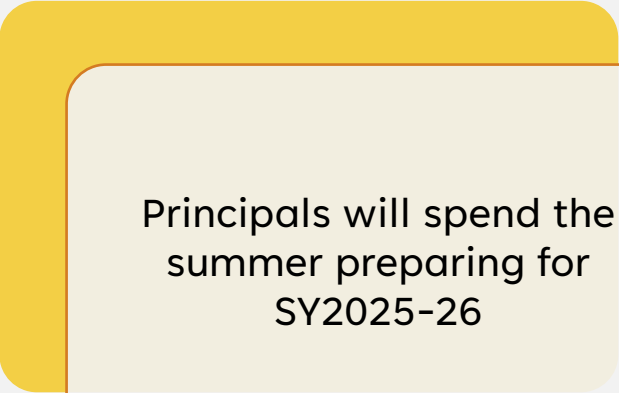
Needs Assessment:

Based on your responses for strengths and opportunities, what must be true for Parkside to Achieve Excellence:

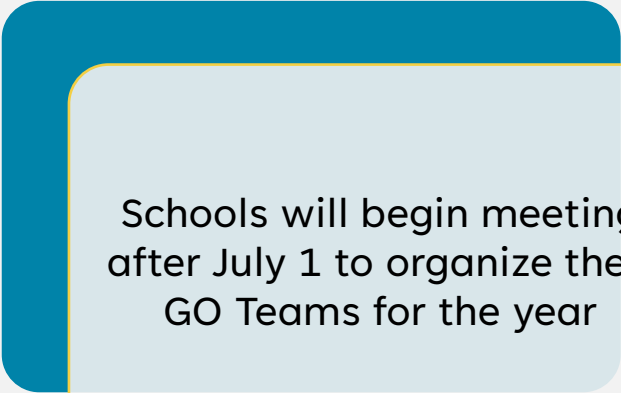
	Need
1	Must increase the achievement levels of Black students in reading.
2	Must increase the achievement levels of Black students in math.
3	Must increase the achievement levels of ALL students in math.



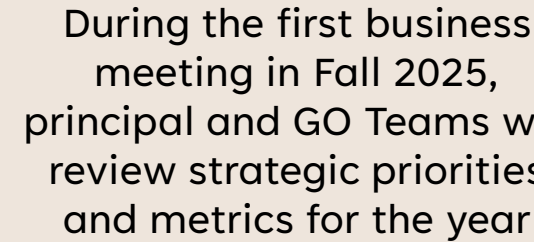
Next Steps



Principals will spend the summer preparing for SY2025-26



Schools will begin meeting after July 1 to organize their GO Teams for the year



During the first business meeting in Fall 2025, principal and GO Teams will review strategic priorities and metrics for the year

Information Items



Principal's Report



Additional Information Items

- **GO Team Elections**
 - Find candidates at apsstrongschools.com
 - Vote **APRIL 16-25**
 - Households are sent a unique link based upon information in Infinite Campus
 - School Staff will be sent a link to their APS email address

Announcements

- **GO Team Members**
 - **Complete your end of year surveys (AVAILABLE NOW!** Check your email for the link)
 - Principal Feedback Survey
 - GO Team Satisfaction Survey
 - **Complete your required trainings ASAP**
 - Contact the GO Team Office with any questions



THANK YOU!!!

**Ms.
Stephens**

Ms. Brown





Thank
You

for yet another
great year!

