

**BENJAMIN E. MAYS
HIGH SCHOOL
GO TEAM MEETING #1**

September 19, 2023
5:00 p.m.

Meeting Agenda

Benjamin E. Mays High School

Date: Tuesday, September 19, 2023

Time: 5:00 p.m.

Location: [Mays High on the Hill YouTube Channel](#)

- I. **Call to Order**
- II. **Roll Call; Establish Quorum**
- III. **Action Items**
 - a. Approval of Agenda
 - b. Approval of Previous Minutes: August 22, 2023
 - c. Action Item 1: Fill Vacant Parent Seat
 - d. Action Item 2: Fill Vacant Community Member Seat
 - e. Action Item 3: Fill Open Student Seats
- IV. **Discussion Items**
 - a. School Strategic Plan
 - i. Strategic Plan & Priorities Review
 - ii. SMART Goals
 - b. Data Discussion
 - i. Spring 2023 MAPS Results
 - ii. 2023 GA Milestones
- V. **Information Items**
 - a. Principal's Report
 - i. Enrollment and Leveling Updates
 - ii. Additional Information Items
- VI. **Announcements**
 - a. *Annual Title I Meeting – Thursday, September 21st - 5:30-6:00 p.m.*
 - b. *PTA Meeting – Thursday, September 21st at 6:00 p.m.*
 - c. *Senior Parent Night – Wednesday, September 27th at 5:30 p.m.*
 - d. *IB Parent Night - October 17th at 5:00 p.m.*
- VII. **Public Comment – maximum 2 minutes per speaker; maximum 20 minutes per meeting**
- VIII. **Adjournment**

TOPICS

School Strategic Plan

Strategic Plan & Priorities Review

SMART Goals

Data Discussion

Fall MAPS

GMAS

Principal's Report

Current Enrollment & Leveling

Information about our school



**2021-2025
STRATEGIC PLAN**

Benjamin E. Mays High School

Mission: To inspire learners in a secure, nurturing and collaborative environment to promote social and global awareness through academic ownership.

Vision: A high performing school where open-minded graduates are college and career ready, responsible digital citizens and critical thinkers within a globally competitive society.

SMART Goals

The percentage of students who graduate in four years will increase from 84% in June 2022 to 85% in June 2023
(Page 3)

Literacy: Increase % meeting or exceeding Growth Target by 5%.

Numeracy: Increase % meeting or exceeding Growth Target by 5%.

Attendance: Increase the attendance percentage rate by 3% from 80% to 83%.

APS Strategic Priorities & Initiatives

Fostering Academic Excellence for All
Data
Curriculum & Instruction
Signature Program

Building a Culture of Student Leadership

Supporting Teachers & Staff
Strategic Staff Support
Equitable Resource Allocation

Creating a System of School Support
Strategic Staff Support
Equitable Resource Allocation

School Strategic Priorities

School Strategies

Full strategic plan available on Mays website under GO Team tab.

Strategic Plan Priority Ranking

Insert the school's priorities from Higher to Lower

Higher



Lower

1. Retain and continue to develop a high performing faculty (6)
2. Build teacher capacity to support an increase in mastery for students. (7)
3. Utilize flexible learning tools, technology, integration, and target instruction to personalize learning for all students. (5)
4. Implement Whole-Child system of support that integrates social-emotional learning, behavior, wellness, and comprehensive academic intervention plans. (4)
5. Provide wrap-around services availability to address the academic, emotional, and behavioral needs of the students. (8)
6. Increase Graduation Rate (1)
7. Increase Milestones (2)
8. Strengthen the implementation of IB (3)

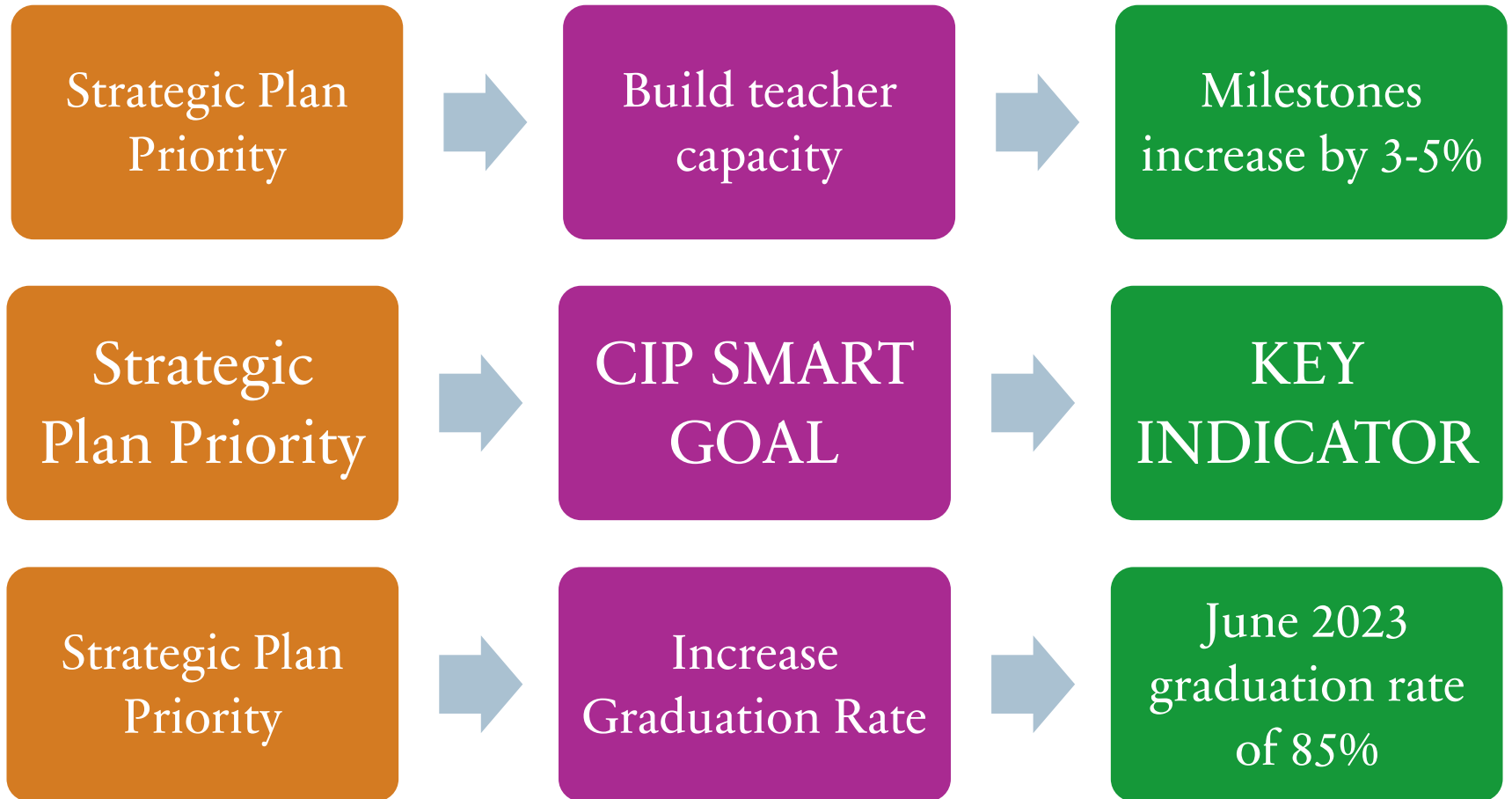
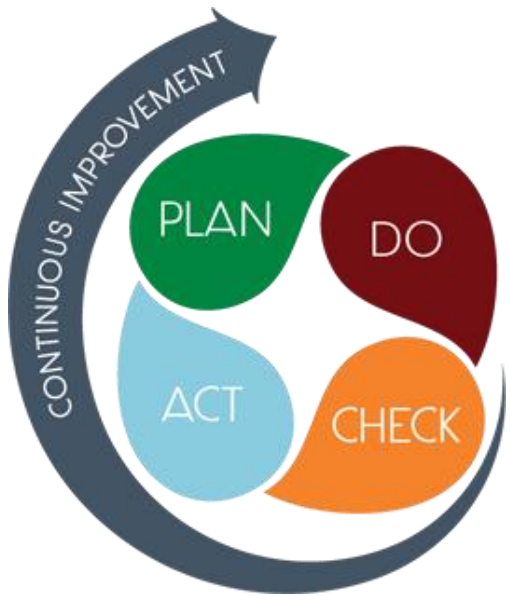
FY24 Budget Parameters

FY24 School Priorities	Rationale
Retain and continue to develop a high performing faculty	This is important to build consistency with instructional practices and creating a thriving learning environment for scholars.
Build teacher capacity to support an increase in mastery for students	In order to increase student mastery, teachers must be equipped with the necessary tools to provide high levels of student-centered instruction
Utilize flexible learning tools, technology, integration and target instruction to personalize learning for all students	Studies have shown that a personalized learning approach yields better learning results. This approach elevates learning and provides content that is relevant, engaging, actionable, and memorable Customizes the learning for each student's strengths, needs, skills, and interests.

FY24 Budget Parameters

FY24 School Priorities	Rationale
Implement Whole Child System of support that integrates social-emotional learning, behavior, wellness, and comprehensive academic intervention plans	Wrap around services provides support that addresses the whole child. This allows student reach their full potential which has a direct impact their success in and through high school
Increase Graduation Rate	Increased graduation rate will directly impact CCRPI
Increase Milestones	Increased proficiency on the EOC Milestones will ensure that students possess the necessary skills to succeed in the next grade level and in post-secondary careers. It will also directly impact CCRPI.
Strengthen the implementation of IB	Ensures that students are receiving maximized opportunities. Developing global scholars. Directly impact CCRPI

CONNECTING THE STRATEGIC PLAN & CONTINUOUS IMPROVEMENT PLAN

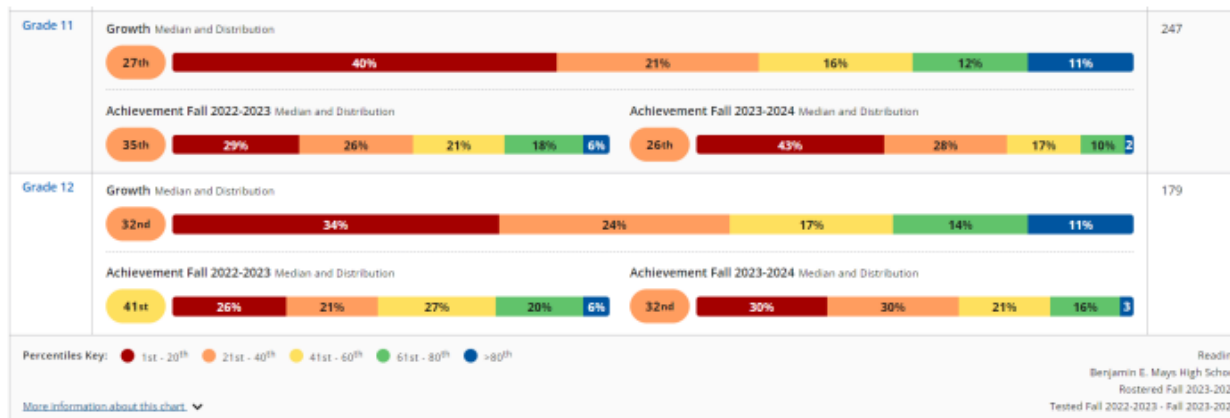
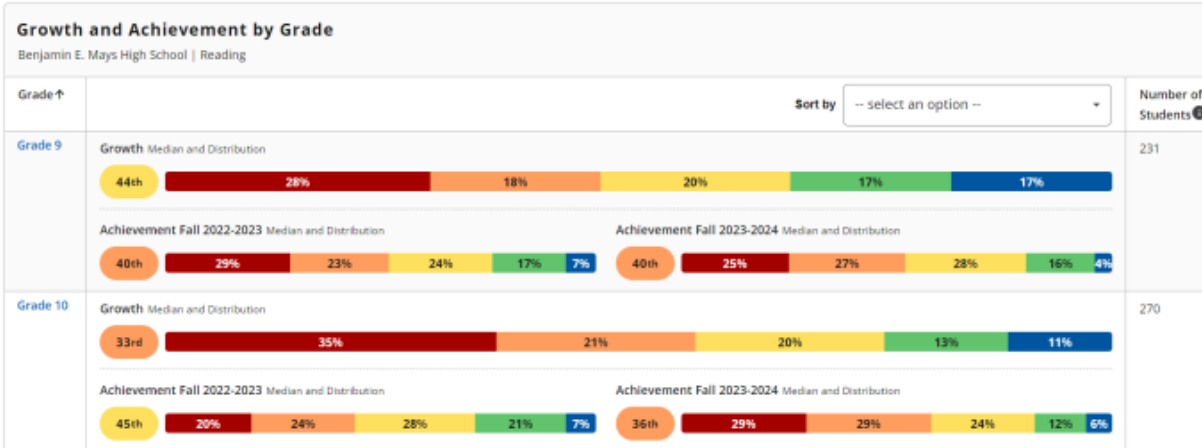
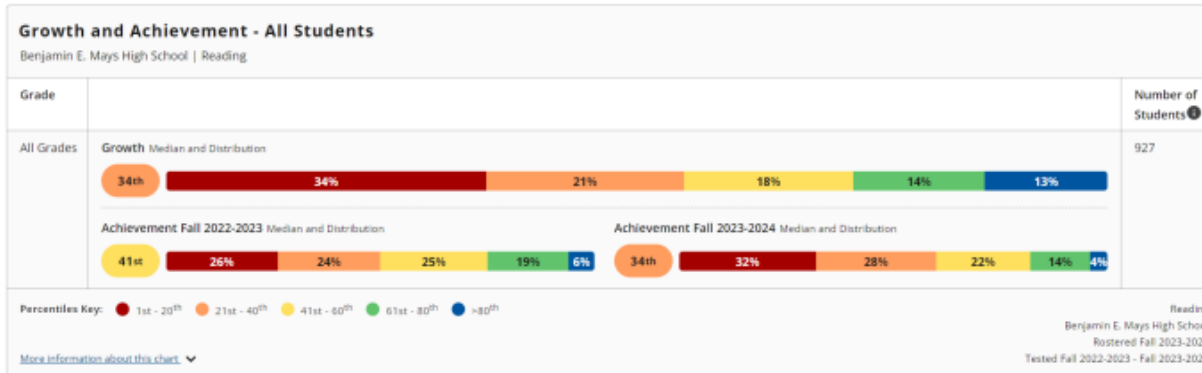




**DATA
DISCUSSION**

FALL MAP RESULTS

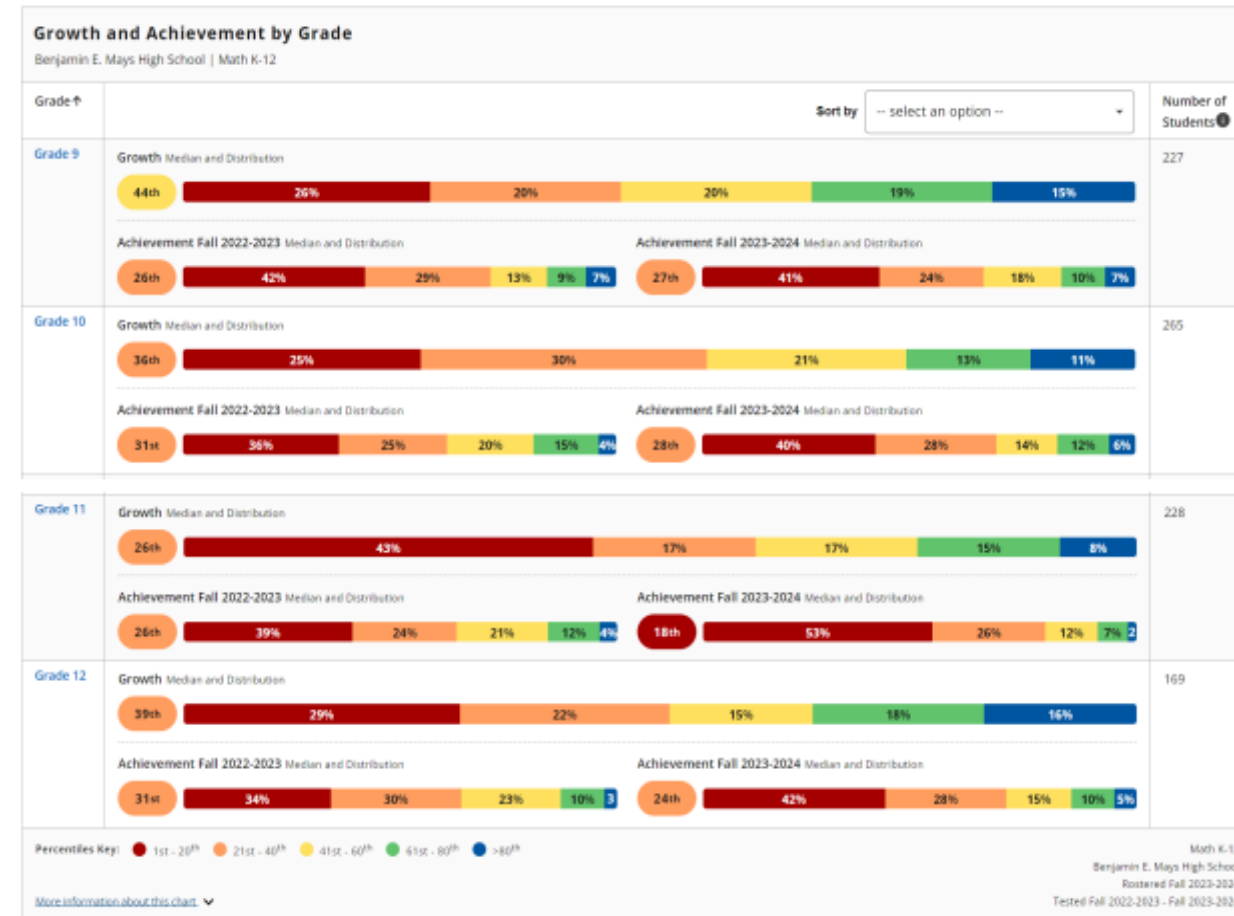
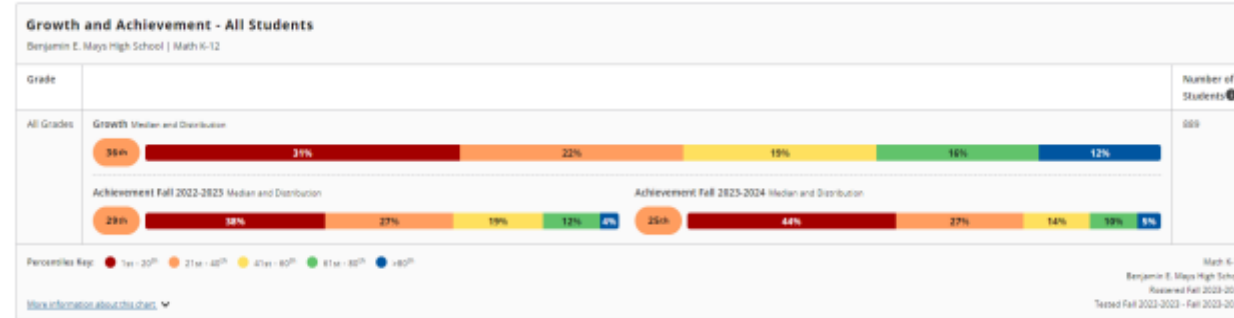
Benjamin E. Mays High School



FALL MAP RESULTS

Mays Fall 2023 - MAP Math Growth & Achievement

Benjamin E. Mays High School



GMAS RESULTS

Benjamin E. Mays GMAS Goals & Historical Data

AM LIT	# Students Tested	Beginning Learner Level 1	Developing Learner Level 2	Proficient Learner Level 3	Distinguished Learner Level 4	% Dev+ All Tested Students	Dev+ Change	% Prof+ All Tested Students	Prof+ Change
23-24 Goal						47.6%	5.0 pp	14.7%	3.0 pp
2022-2023	298	57.4%	30.9%	11.1%	0.7%	42.6%	-13.2 pp	11.7%	-5.7 pp
2021-2022	310	44.2%	38.4%	16.8%	0.6%	55.8%	-6.7 pp	17.4%	-2.9 pp
2019-2021	COVID-19								
2018-2019	360	37.5%	42.2%	19.7%	0.6%	62.5%	2.8 pp	20.3%	-1.2 pp
2017-2018	382	40.3%	38.2%	18.6%	2.9%	59.7%	-1.1 pp	21.5%	-1.6 pp
2016-2017	451	39.2%	37.7%	21.3%	1.8%	60.8%		23.1%	

ALGEBRA I	# Students Tested	Beginning Learner Level 1	Developing Learner Level 2	Proficient Learner Level 3	Distinguished Learner Level 4	% Dev+ All Tested Students	Dev+ Change	% Prof+ All Tested Students	Prof+ Change
23-24 Goal						41.4%	5.0 pp	14.7%	3.0 pp
2022-2023	374	63.6%	24.6%	11.0%	0.8%	36.4%	2.8 pp	11.7%	7.7 pp
2021-2022	375	66.4%	29.6%	4.0%	0.0%	33.6%	-0.1 pp	4.0%	-3.7 pp
2019-2021	COVID-19								
2018-2019	341	66.3%	26.1%	5.9%	1.8%	33.7%	-0.7 pp	7.7%	1.6 pp
2017-2018	392	65.6%	28.3%	6.1%	0.0%	34.4%	7.3 pp	6.1%	3.3 pp
2016-2017	465	72.9%	24.3%	2.8%	0.0%	27.10%		2.8%	2.8 pp

US HISTORY	# Students Tested	Beginning Learner Level 1	Developing Learner Level 2	Proficient Learner Level 3	Distinguished Learner Level 4	% Dev+ All Tested Students	Dev+ Change	% Prof+ All Tested Students	Prof+ Change
23-24 Goal						53.2%	5.0 pp	15.2%	3.0 pp
2022-2023	278	51.8%	36.0%	12.2%	0.0%	48.2%	10.2 pp	12.2%	5.3 pp
2021-2022	248	62.0%	31.0%	6.9%	0.0%	38.0%	-20 pp	6.9%	-10.5 pp
2019-2021	COVID-19								
2018-2019	317	42.0%	42.3%	14.2%	3.2%	58.0%	12.4 pp	17.4%	5.0 pp
2017-2018	371	54.4%	33.2%	10.5%	1.9%	45.6%	-5.7 pp	12.4%	-6.1 pp
2016-2017	427	48.7%	32.8%	14.3%	4.2%	51.3%		18.5%	

BIOLOGY	# Students Tested	Beginning Learner Level 1	Developing Learner Level 2	Proficient Learner Level 3	Distinguished Learner Level 4	% Dev+ All Tested Students	Dev+ Change	% Prof+ All Tested Students	Prof+ Change
23-24 Goal						44.3%	5.0 pp	17.2%	3.0 pp
2022-2023	438	60.7%	25.1%	11.6%	2.5%	39.3%	2.3 pp	14.2%	2.1 pp
2021-2022	398	63.1%	24.9%	11.1%	1.0%	37.0%	4.7 pp	12.1%	0.4 pp
2019-2021	COVID-19								
2018-2019	338	67.8%	20.7%	9.8%	1.8%	32.3%	-12.9 pp	11.6%	-5.8 pp
2017-2018	395	54.9%	27.6%	15.4%	2.0%	45.0%	-5.9 pp	17.4%	-5.8 pp
2016-2017	458	49.1%	27.7%	22.5%	0.7%	50.9%		23.2%	

GLOWS & GROWS

GLOWS

- Fully staffed with certified teachers
- Implementation of PLC's and backwards design instructional planning
- Whole Child Intervention implementation

GROWS

- Fall to Fall MAP data decreased
- Whole Child Intervention supports for students with attendance, grades and discipline deficits



IMPACT


**ARE WE ON TARGET TO
SUCCESSFULLY ACCOMPLISH
OUR PRIORITIES?**

GO TEAM DISCUSSION: DATA PROTOCOL

- What do you notice?
- What are your wonderings?
- What additional questions do you have?

Timeline for GO Teams

You are **HERE**



1

Fall 2021

GO Team Developed 2021-2025 Strategic Plan

2

Summer

School Leadership completed Needs Assessment and defined overarching needs for SY22-23

3

August

School Leadership completed 2022-2023 Continuous Improvement Plan

4

Sept. - Dec.


Utilizing current data, the **GO Team** will review & possibly update the school strategic priorities and plan

5

Before Winter Break

GO Team will take action (vote) on the rank of the strategic plan priorities for SY23-24 in preparation for budget discussions.

QUESTIONS?





PRINCIPAL'S REPORT

ENROLLMENT

Projected Enrollment	1358
Current Enrollment	1337
Difference	21

LEVELING

Leveling is the process the District uses to adjust school budget allocations to match student enrollment.

Budget Impact	-\$109,053 <i>(\$5193 per student allocation x 21 students)</i>
----------------------	---

Plan for FY24 Leveling Reserve

\$95,238.75

Priorities	APS FIVE Focus Area	Strategies	Requests	Amount
Retain and continue to develop a high performing faculty	Curriculum & Instruction	Boost staff morale, encourage staff attendance on “tough/tired” days, convey a sense of appreciation for the extra effort our staff exert daily.	Offer attendance stipends to staff that miss 3 or fewer days of instruction during the first semester.	\$35,000.00 of leveling reserve
Strengthen Implementation of IB	Signature Programming	Ensure students are receiving maximized opportunities as we develop global scholars.	Invest in required memberships, staff trainings, and IB branding to fortify programming.	\$60,238.75

QUESTIONS?



GO • GROW • GOVERN
SAVE THE DATE

Saturday, Sept. 23rd
8:30am - 2:30pm

Phoenix Academy
256 Clifton St SE,
Atlanta, GA 30317

goteam@apsk12.org
404-802-2885