

45 Day Check-in and Preparing for Budget Development

GO Team Business Meeting #3



Agenda

Continuous Improvement Plan

45 Day Check-in

Fall to Winter MAP Data Discussion

Review of Strategic Plan and priorities progress

Strategic Plan Updates

Preparing for the Budget Development

Rank Strategic Priorities



Timeline for GO Teams

You are **HERE**



1

Fall 2021

GO Team Developed 2021-2025 Strategic Plan

2

Summer 2023

School Leadership completed Needs Assessment and defined overarching needs for SY23-24

3

August 2023

School Leadership completed 2023-2024 Continuous Improvement Plan

4

Sept. – Dec. 2023

Utilizing current data, the **GO Team** will review & possibly update the school strategic priorities and plan

5

Before Winter Break

GO Team will take action (vote) on the school's strategic plan and vote on the ranked strategic plan priorities for SY24-25 budget discussions.



Continuous Improvement Plan



Quarterly CIP Check-in

As part of the Continuous Improvement process, all APS schools are completing a quarterly check-in for the Continuous Improvement Plans.

Questions to Consider


- Based on our year long CIP plan, what are the actions that the school has already completed?
- What data supports the completion of an action step and success criteria (both implementation and student achievement)?



Needs Assessment

UTILIZE DATA ANALYSIS PROTOCOL SYNTHESIS RESPONSES	
Strengths	Challenges
Offered advanced math course offerings (AP)	DSE student achievement in Algebra I
Offered a variety of course offerings based on student performance and interest	School attendance- excessive tardies to school and skipping. Average daily attendance decreased from 92.2 to 91%.
There was a 1% increase of students achieving <u>distinguished</u> in American Literature.	Consistent PLC processes and expectations
There was a 16.1% increase in SWDs scoring proficient and above in US History.	Students scoring proficient and above in American Literature decreased by 2%.
There was an 11% increase in Hispanic students scoring proficient and above in Algebra 1.	Students scoring proficient and above in Algebra decreased by 1%.
There was a 24.2% increase in Hispanic <u>student</u> scoring proficient and above in Biology.	Students scoring proficient and above in Biology decreased by 6%.

Our Overarching Needs		
Literacy: Enhance support and instruction for special education students in English/Language Arts classes 9-12.	Numeracy: The overarching need is to increase support for the DSE math department for small group classes and co-taught classes.	Whole Child & Intervention: Our average daily attendance rate decreased by 1.2%.



Literacy Problem Statement	Numeracy Problem Statement	Whole Child & Intervention Problem Statement
Special education students performing proficient and above on the American Literature Milestone decreased from 50% in 2022 to 44% in 2023.	Students performing proficient and above on the Algebra I Milestones assessment decreased from 44% to 43%.	The average daily attendance decreased by 1.2%.

Literacy Problem Statement	Numeracy Problem Statement	Whole Child & Intervention Problem Statement
Special education students performing proficient and above on the American Literature Milestone decreased from 51.4% in 2022 to 35.1% in 2023.	Students performing proficient and above on the Algebra I Milestones assessment decreased from 44% to 43%.	The average daily attendance decreased by 1.2%.

Root Cause		
English/Language Arts teachers need further guidance (from the administration and in PD sessions) regarding assessment practices, data analysis, and long- and short-term planning to effectively differentiate instruction and meet the needs of their students.	Algebra I teachers need further guidance (from the administration and in PD sessions) regarding assessment practices, data analysis, and long- and short-term planning to effectively differentiate instruction and meet the needs of their students.	The lack of consistent daily attendance monitoring and follow-up.

Our Overarching Needs: High Schools

CCRPI Content Mastery:

CCRPI Graduation Rate:

CCRPI Content Mastery Score will increase from 86.9 in 2022 to 91.25 in 2024. *(Projected 2023 CCRPI Content Mastery Score is 89.4.)*

[Graduation rate finalized in October] Midtown's four-year graduation rate will increase from 86.4 in 2022 to 90% in 2024.

CCRPI Content Mastery score is based on student performance on the Georgia Milestones and Georgia Alternate Assessment and subgroup analysis.

Content Area	2019 CCRPI Content Mastery %	2022 CCRPI Content Mastery %	Projected 2023 CCRPI Content Mastery %	Goal 2024 CCRPI Content Mastery %
American Literature & Composition	9 th Lit & American Lit.: 96.12	82.23	86.21	88%
Algebra I	Algebra 1 & Geometry: 88.04	84.16	88.61	89%
Biology	Physical Sci. & Biology: 97.18	91.85	82.87	88%
United States History	US History & Economics: 83.01	100.00	100.00	100%
Overall	91.1	86.9	89.4	91.25

Attendance has a huge impact on graduation rate. Midtown attendance specialist will ensure processes to boost student attendance including:

- Daily conferences with students who are late or skipping class.
- Imposing consequences for persistent tardiness or skipping, including progressive discipline that includes detention and suspension from after school activities including athletics, clubs/activities, dances, etc.

Milestone subject PLCs will closely monitor student assessment data and track students' progress towards mastery of the standards. This will happen in the cycle of data analysis in the weekly PLC meetings. Assessments will include formative tasks and summative assessments such as unit tests.

Our Overarching Needs: High Schools

Whole Child & Intervention:

College & Career Readiness:

SMART Goals (High Schools)

By May 2024, increase students' average daily attendance by 2% from the 2022-2023 attendance rate of 91%.

By May 2024, increase the number of students passing AP Course exams from 71% in 2023 to 73% in 2024.

Progress Monitoring Measures

Weekly Whole Child Intervention team meetings with attendance interventions
Devoted attendance specialist that monitors skipping, tardiness, and absences
Monitoring teacher attendance take rate to ensure 95% or above.
Using instructional framework to increase student engagement
Parental communication
Student attendance meetings

Participation by assistant principals in AP PLCs to ensure ideal pacing and monitoring of student mastery of AP standards as evident in formative and summative assessment.



Action Plans

Whole Child & Intervention CIP Goal: By May 2024, increase students' average daily attendance by 2% from the 2022-2023 attendance rate of 91%.						
Action Step	Person/Position Responsible	Timeline of Implementation	Method for Monitoring Implementation	Method for Monitoring Effectiveness	Funding Source	APS 5
Facilitate weekly student Attendance Intervention Meetings (AIM)	Attendance Specialist	August 2023- May 2024	Attendance tracking- APS Graphs Infinite Campus Attendance Spreadsheet	Bi-Monthly attendance data presentation to Admin team (tracking attendance data)	General Funds CARES	Whole Child
Monitor daily teacher attendance take rate (send reminder emails to teachers)	Attendance Specialist and attendance clerks	August 2023- May 2024	Use Infinite Campus to capture	Weekly report sent to administrators to ensure teacher accountability	General Funds CARES	Whole Child
Weekly attendance meetings (parents, students)	Attendance Team: Attendance Specialist Social Worker Parent Liaison Graduation Coach Administrator	August 2023-May 2024	Attendance Team meeting minutes with intervention with follow-up actions	Bi-Monthly attendance data presentation to Admin team (tracking attendance data)	General Funds CARES	Whole Child

Additional Action Steps required for subgroup populations.						
Action Step	Person/Position Responsible	Timeline of Implementation	Method for Monitoring Implementation	Method for Monitoring Effectiveness	Funding Source	APS 5
DSE case manager, SELT will assist with monitoring student attendance and create interventions through the IEP.	DSE case manager SELT	August 2023- May 2024	SELT and attendance specialist will monitor students attendance (Infinite Campus)	SELT will share a weekly report.	General Funds CARES	Whole Child



Action Plans

CCRPI Content Mastery CIP Goal:

Action Step	Person/Position Responsible	Timeline of Implementation	Method for Monitoring Implementation	Method for Monitoring Effectiveness	Funding Source	APS 5
School-wide literacy initiative: annotating across the content areas	ELA Department co-chairs Susan Barber and MaryElizabeth Villalpando	August 2023-May 2024	PD sessions Faculty meetings PLC Minutes	Teachers incorporating effective annotation strategies into classroom instruction. Student performance on formative and summative assessments.	General budget	Curriculum and instruction
Interdisciplinary STEAM project with Ninth Grade Literature and Biology, the novel SeedFolks and the community garden	Ninth Grade Literature PLC Biology PLC Ms. Tanner, STEAM Specialist	September 2023- December 2023	PD Sessions PLC Minutes	Culminating STEAM task Student performance on formative and summative assessments.	General budget	Signature Program
Assistant Principals support content areas by supporting and monitoring weekly PLCs to ensure student data analysis within the domains	Assistant Principals	August 2023- May 2024	PLC Agendas Unit Internalization document Lesson Internalization document Data Meetings	Classroom observations Lesson plan review Assessment data Student performance	General	Data Curriculum and Instruction

Enroll the lowest quartile of freshmen in the reading support program Read 180.	Counselors Read 180 Teacher	August 2023- May 2024	Student enrollment in Read 180 program Instructional Frameworks for Read 180.	Progress monitoring through MAP Scores, interim assessments, and Reading Inventory.	District	Curriculum and instruction Personalized Learning
Enroll the lowest quartile of freshmen in the Algebra I support program Math 180.	Counselors Math 180 Teachers	August 2023- May 2024	Student enrollment in Algebra I Instructional Frameworks for Algebra 1 Support.	Progress monitoring through MAP Scores, interim assessments, and Reading Inventory.	District	Curriculum and instruction Personalized Learning



Action Plans

CCRPI Graduation Rate CIP Goal:						
Action Step	Person/Position Responsible	Timeline of Implementation	Method for Monitoring Implementation	Method for Monitoring Effectiveness	Funding Source	APS 5
Daily conferences with students who are late or skipping class.	Attendance Specialist	August 2023-May 2024	Review Infinite Campus Contact Log	Monitor Attendance Data in Infinite Campus	General Funds	Whole Child
Imposing consequences for persistent tardiness or skipping, including progressive discipline that includes detention and suspension from after school activities including athletics, clubs/activities, dances, etc.	Attendance Specialist	August 2023-May 2024	Review Infinite Campus Discipline Reports	Monitor Attendance Data in Infinite Campus	General Funds	Whole Child

Review each Senior's graduation plan and use a variety of strategies to ensure credits for graduation (i.e. Phoenix academy, AVA, GAVS, etc.)	School Counselors Graduation coach	August 2023-May 2024	Review graduation plans and transcript audits Monitor student enrollment at Phoenix, GAVS, AVA, etc.	Monitor number of students on-track to graduate	General Funds	Whole Child

Additional Action Steps required for subgroup populations.						
Action Step	Person/Position Responsible	Timeline of Implementation	Method for Monitoring Implementation	Method for Monitoring Effectiveness	Funding Source	APS 5
Bridge gap between school and families; ensure students are receiving additional support needed (tutorials, parent conferences, etc.)	Bilingual Support Specialist and ESOL teachers	August 2023-May 2024	IC Contact Logs Sign-in sheets for parent/teacher conferences	Student attendance Assessment data Grades		
Bridge gap between school and families; ensure students are receiving additional support needed (tutorials, parent conferences, etc.)	DSE case managers	August 2023-May 2024				



Action Plans

College & Career Readiness CIP Goal:						
Action Step	Person/Position Responsible	Timeline of Implementation	Method for Monitoring Implementation	Method for Monitoring Effectiveness	Funding Source	APS 5
College and Career Advisors meet with every Senior to assist with college admission applications and financial aid.	College Advisors Counselors	August 2023- May 2024	Review contact logs for 1:1 meetings Monitor percentage of students applying to 1+ and 3+ colleges Monitor FAFSA completion rate	Review college/university acceptance rate Review FAFSA completion rate	Georgia College Advising Corps	Whole Child
Professional Development for AP teachers in text annotation and critical thinking.	Teachers Assistant Principals	August 2023- May 2024	PD session feedback Classroom observation	Student work samples shared Inter-rater reliability/calibration re: rubric assessment	General Funds	Curriculum and Instruction Data

						Signature Program
Monitor students' mastery of AP standards on assessments through AP Central/AP Classroom	Teachers Assistant Principals	August 2023- May 2024	IC grade books Lesson plans	Review student- and class-level assessment trend data in AP courses.	General Funds	Curriculum and Instruction Data

Additional Action Steps required for subgroup populations.						
Action Step	Person/Position Responsible	Timeline of Implementation	Method for Monitoring Implementation	Method for Monitoring Effectiveness	Funding Source	APS 5
Supports DSE students with college and career opportunities	CTI Teacher	August 2023-May 2024	Review CTI log	Monitor DSE college application, acceptance, and enrollment data Monitor DSE employment rate	General Funds	Whole Child and Intervention



Action Plans



Family Engagement Plan

Family Engagement Goal(s):
By March 11, 2024, increase the percentage of families responding positively to the School Climate survey question, "I attend parent/teacher conferences at my student's school" from X% to X%. (2023 School Climate Data not yet available)
By March 11, 2024, increase the percentage of families responding positively to the School Climate survey question, "I am involved in the decision-making process at my student's school" from X% to X%. (2023 School Climate Data not yet available)

Action Step	Person/Position Responsible	Timeline of Implementation	Evidence & Artifacts	APS 5
Advertise, invite participation/registration, and facilitate parent-teacher conferences.	Counselors and media specialist	August 2023-May 2024	Website, Knightly News, Schoology, school calendar, conference sign-in sheets	Whole Child + Intervention
Advertise, invite participation, and hold monthly Principal's Coffees, PTSO meetings, parent information sessions, and open attendance at GoTeam meetings	Administration, PTSO, GoTeam, media specialist	August 2023-May 2024	Website, Knightly News, school calendar, meeting sign-in sheets and minutes	Whole Child + Intervention
Respond to parents'	Principal, assistant principals, support	August 2023-May 2024	Email artifacts	Whole Child + Intervention

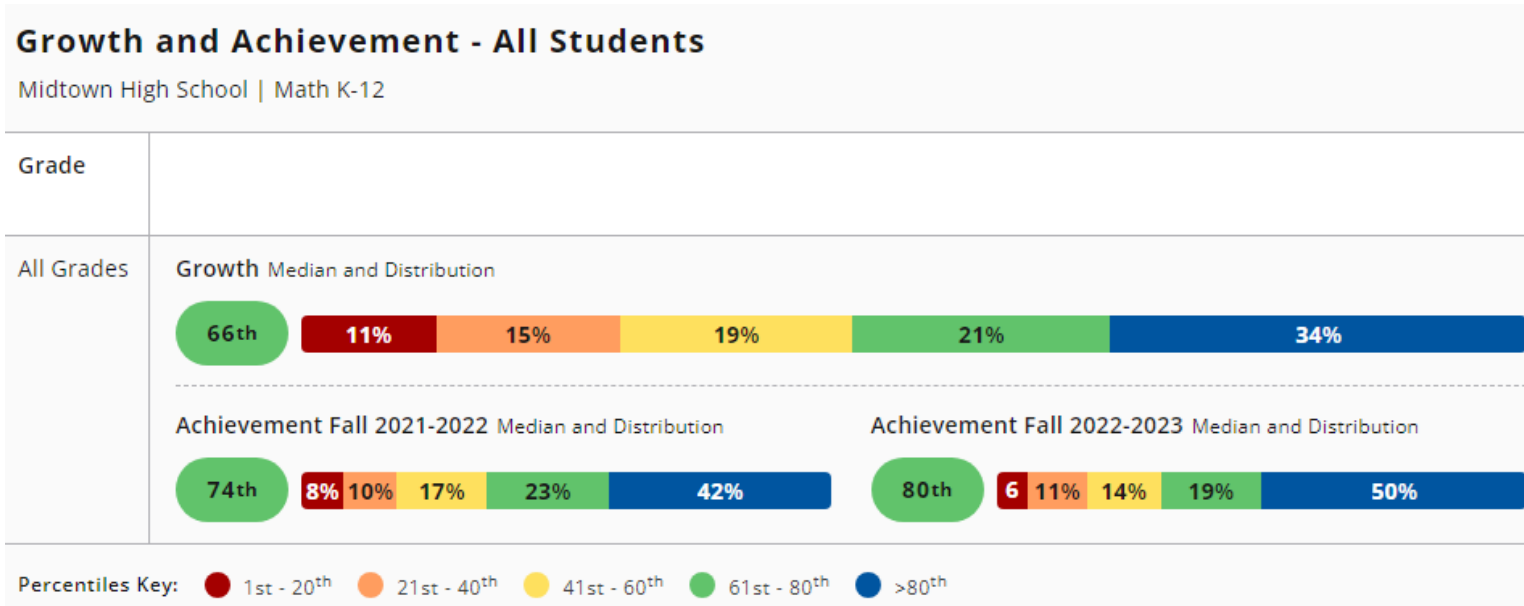
Data Discussion



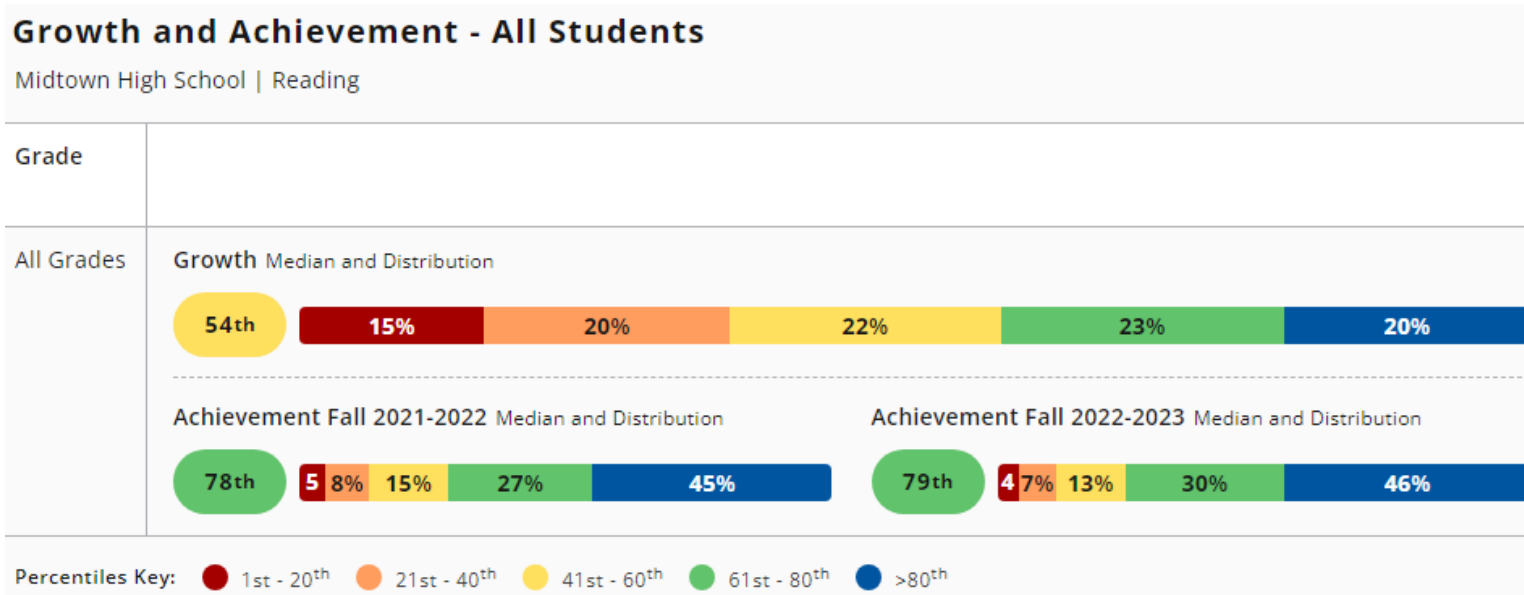
FALL MAP RESULTS



Overall for ALL students in Math



Overall for ALL students in Reading

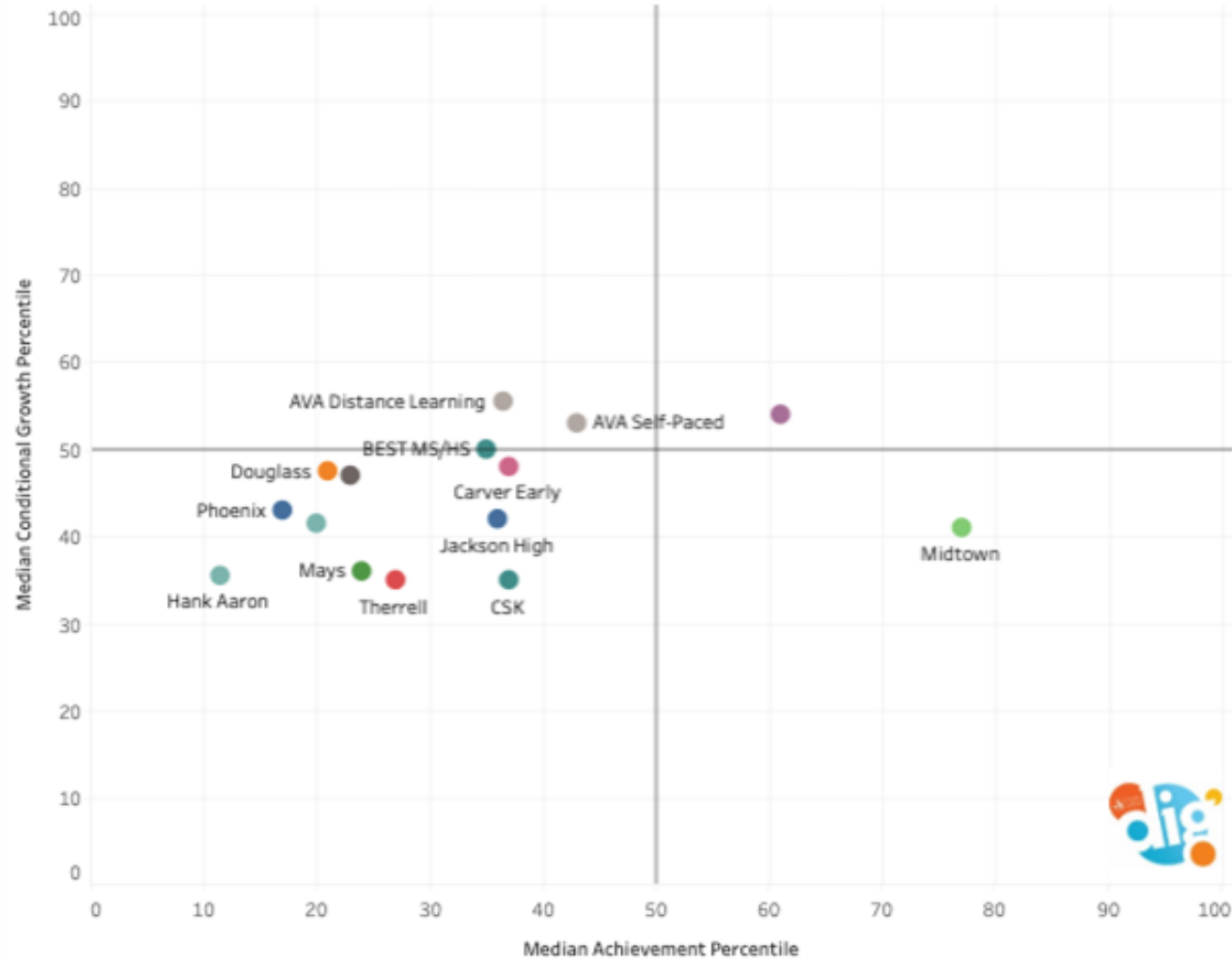


Math Data

District Performance by Quadrant - Math

Use the "Growth and Achievement Quadrant" filter below to populate each viz below. Hover over a point to reveal the student's name and performance information. Use the "Color by:" parameter on the left to update the scatter plot for various subgroups.

Low Achievement High Growth	High Achievement High Growth
Low Achievement Low Growth	High Achievement Low Growth

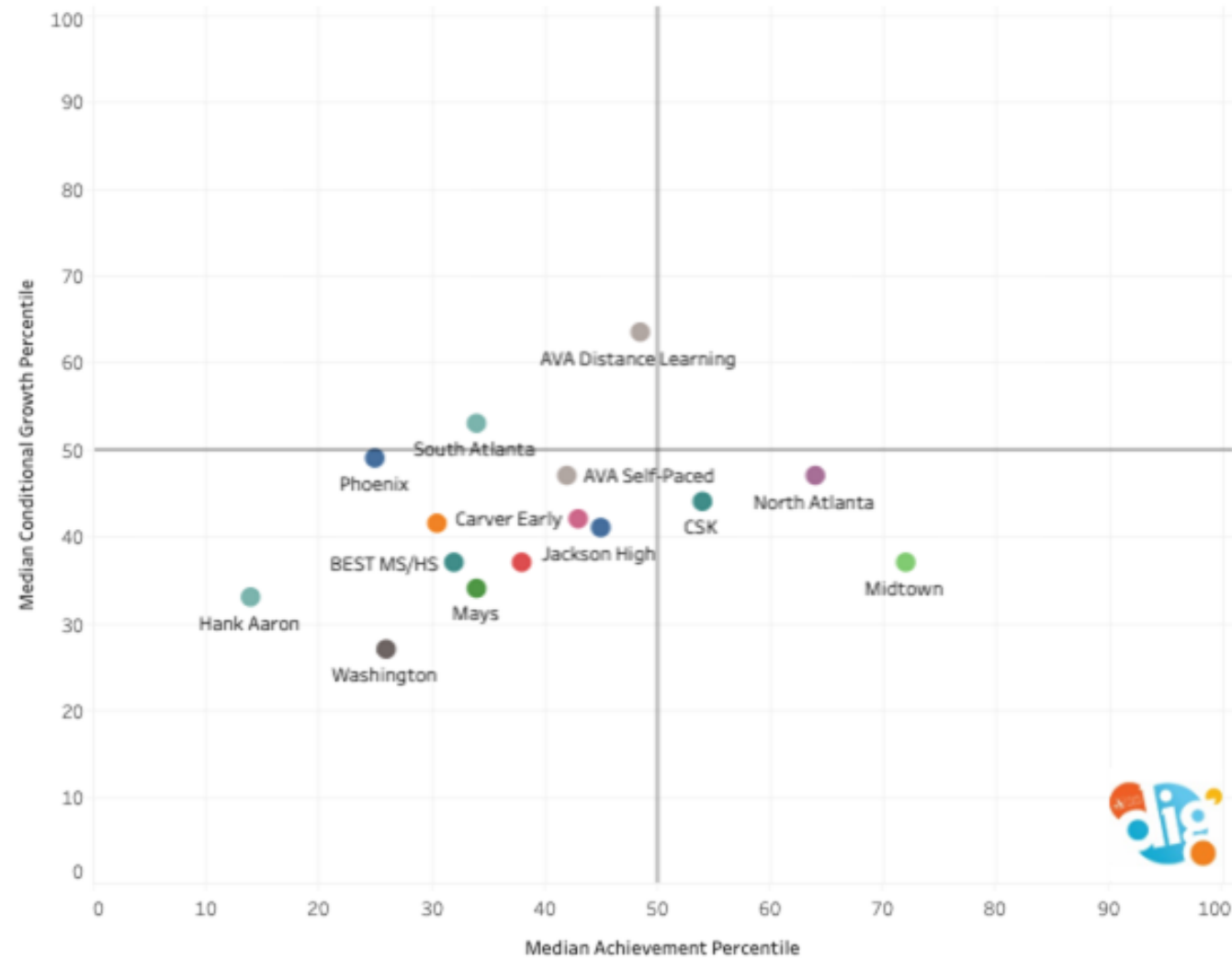


Reading Data

District Performance by Quadrant - Reading

Use the "Growth and Achievement Quadrant" filter below to populate each viz below.
Hover over a point to reveal the student's name and performance information.
Use the "Color by:" parameter on the left to update the scatter plot for various subgroups.

Low Achievement High Growth	High Achievement High Growth
Low Achievement Low Growth	High Achievement Low Growth



Combo Math & Reading Data

High School Aggregate Quintiles for Achievement

The below percentages show what percent of students at each school land in each quintile based on MAP Growth percentile for Achievement.

click a school or DISTRICT row to see grade level and cohort performance if there are above 10 students per grade or cohort

Achievement Percentile Quintile



Data is updated nightly during each testing window.

School	Window	Exams	Lo %ile <21	LoAvg %ile 21-40	Avg %ile 41-60	HiAvg %ile 61-80	Hi %ile > 80
DISTRICT	Fall 2023-2024	21,342	29%	23%	18%	16%	14%

School	Window	Exams	Lo %ile <21	LoAvg %ile 21-40	Avg %ile 41-60	HiAvg %ile 61-80	Hi %ile > 80
Midtown	Fall 2023-2024	3,026	12%	13%	15%	23%	37%
North Atlanta	Fall 2023-2024	4,222	16%	16%	18%	23%	27%
AVA Self-Paced	Fall 2023-2024	121	26%	26%	15%	18%	15%
Jackson High	Fall 2023-2024	2,690	26%	23%	18%	18%	15%
CSK	Fall 2023-2024	373	20%	26%	27%	21%	6%
AVA Distance Learn..	Fall 2023-2024	85	34%	20%	20%	18%	8%
Carver Early	Fall 2023-2024	933	26%	27%	22%	18%	7%
BEST MS/HS	Fall 2023-2024	244	32%	26%	23%	11%	8%
Therrell	Fall 2023-2024	1,660	34%	29%	20%	13%	4%
Mays	Fall 2023-2024	2,452	40%	27%	18%	12%	4%
Washington	Fall 2023-2024	1,506	43%	27%	17%	9%	
South Atlanta	Fall 2023-2024	1,720	39%	30%	19%	10%	
Douglass	Fall 2023-2024	2,061	44%	29%	16%	8%	
Phoenix	Fall 2023-2024	140	50%	34%	11%	4%	
Hank Aaron	Fall 2023-2024	98	62%	28%	7%		

Math Data

High School Aggregate Quintiles for Achievement

The below percentages show what percent of students at each school land in each quintile based on MAP Growth percentile for Achievement.

click a school or DISTRICT row to see grade level and cohort performance if there are above 10 students per grade or cohort

Achievement Percentile Quintile



Data is updated nightly during each testing window.

School	Window	Exams	Achievement Percentile Quintile				
DISTRICT	Fall 2023-2024	10,609	33%	24%	16%	12%	16%

School	Window	Exams	Achievement Percentile Quintile				
Midtown	Fall 2023-2024	1,499	13%	14%	15%	18%	41%
North Atlanta	Fall 2023-2024	2,095	18%	18%	17%	19%	28%
AVA Self-Paced	Fall 2023-2024	54	26%	26%	9%	15%	24%
Jackson High	Fall 2023-2024	1,347	30%	24%	15%	13%	17%
Carver Early	Fall 2023-2024	460	30%	28%	22%	14%	6%
BEST MS/HS	Fall 2023-2024	122	29%	31%	20%	8%	11%
AVA Distance Learn..	Fall 2023-2024	43	33%	28%	23%	7%	9%
CSK	Fall 2023-2024	187	26%	32%	26%	13%	
Mays	Fall 2023-2024	1,226	46%	26%	14%	9%	4%
Therrell	Fall 2023-2024	816	41%	29%	17%	9%	4%
Washington	Fall 2023-2024	758	46%	27%	16%	7%	
Douglass	Fall 2023-2024	1,024	50%	30%	12%	6%	
South Atlanta	Fall 2023-2024	861	50%	29%	14%	6%	
Hank Aaron	Fall 2023-2024	45	62%	29%	4%	4%	
Phoenix	Fall 2023-2024	66	58%	38%	5%		


Reading Data

High School Aggregate Quintiles for Achievement

The below percentages show what percent of students at each school land in each quintile based on MAP Growth percentile for Achievement.

click a school or DISTRICT row to see grade level and cohort performance if there are above 10 students per grade or cohort

Achievement Percentile Quintile



Data is updated nightly during each testing window.

School	Window	Exams	Lo %ile <21	LoAvg %ile 21-40	Avg %ile 41-60	HiAvg %ile 61-80	Hi %ile > 80
DISTRICT	Fall 2023-2024	10,733	24%	22%	20%	20%	13%

School	Window	Exams	Lo %ile <21	LoAvg %ile 21-40	Avg %ile 41-60	HiAvg %ile 61-80	Hi %ile > 80
Midtown	Fall 2023-2024	1,527	12%	13%	15%	28%	33%
North Atlanta	Fall 2023-2024	2,127	14%	15%	19%	27%	25%
CSK	Fall 2023-2024	186	13%	20%	28%	28%	10%
AVA Distance Learn...	Fall 2023-2024	42	36%	12%	17%	29%	7%
Jackson High	Fall 2023-2024	1,343	22%	22%	21%	22%	13%
Carver Early	Fall 2023-2024	473	23%	25%	23%	22%	7%
AVA Self-Paced	Fall 2023-2024	67	27%	25%	19%	21%	7%
Therrell	Fall 2023-2024	844	27%	28%	24%	17%	4%
BEST MS/HS	Fall 2023-2024	122	34%	20%	26%	14%	5%
Mays	Fall 2023-2024	1,226	34%	28%	22%	14%	
South Atlanta	Fall 2023-2024	859	29%	31%	24%	14%	
Washington	Fall 2023-2024	748	41%	26%	19%	11%	
Douglass	Fall 2023-2024	1,037	38%	28%	21%	11%	
Phoenix	Fall 2023-2024	74	43%	30%	18%	8%	
Hank Aaron	Fall 2023-2024	53	62%	26%	9%		

GO Team Discussion: Data Protocol

- What do you notice?
- What are your wonderings?
- What additional questions do you have?



Strategic Plan Progress





MISSION: Through a continuing culture of equity, trust, and collaboration, every student will graduate ready for college, career, and life with a dedication to community involvement and service.

VISION: A high-performing school where educators inspire, families engage, and students love to learn.

SMART Goal: The percentage of students who graduate in 4 years will increase from 89.8% to 93% in June 2025.



APS Strategic Priorities & Initiatives

Fostering Academic
Excellence for All

Data Curriculum

Instruction Signature
Program



School Strategic Priorities

1. Offer rigorous and culturally sustaining curriculum that prepares students for college, career, and civic engagement.
2. Ensure a safe and effective learning environment that encourages student engagement and quality work.
3. Use existing and appropriate tools to measure, analyze, and communicate student progress



School Strategies

Link to full plan with strategies will be on the website.



PERFORMANCE INDICATORS: Fostering Academic Excellence for All

SMART Goal: The percentage of students who graduate in 4 years will increase from 89.8% to 93% in June 2025.

1A. The master schedule includes over twenty AP classes and a significant offering of honors classes. Various student data is used to identify potential enrollees in these higher level courses, and students are encouraged to reach beyond their comfort zones for a reasonable challenge. Course additions include: Contemporary Literature, African American Studies, Forensic Science, & Music Technology (future additions include: Adding Physical Science as a science option - & Advanced Applied Algebra)

1B. We have partnered with Georgia State University and Atlanta Technical College to offer opportunities for college courses during the school day.

1C. CTAE programs will continue the process of achieving industry certification.

2A. Administrators will support teachers' efforts to minimize classroom disruptions and protect instructional time.

2B. Build a master schedule that incorporates protected time for PLC's.

2C: Proactive process in place to prevent student failure (Edgenuity, Saturday School, etc.).

3A. All content areas will use frequent common formative assessments to gauge student mastery and prescribe individualized remediation.

3B. Further our work regarding teacher clarity: developing learning targets, identifying focus standards, defining student success criteria, creating/modifying common assessments, and specifying remediation activities.

3C. All teachers keep Infinite Campus up to date (minimum of 1 grade per week); Continue use of the Schoology, learning management system, as a clear, current, and a key tool for students and parents to support their academic success.



MISSION: Through a continuing culture of equity, trust, and collaboration, every student will graduate ready for college, career, and life with a dedication to community involvement and service.

VISION: A high-performing school where educators inspire, families engage, and students love to learn.

SMART Goal: The percentage of students in grades 9-12th attending school will increase from 86% to 91% according to the district's ADA Attendance rate by June 2025.



APS Strategic Priorities & Initiatives

Building a Culture of
Student Support

Whole Child
Intervention

Personalized Learning



School Strategic Priorities

4. Create a collaborative, inclusive, and responsive school culture, embracing the diverse communities that comprise the Midtown family.
5. Build teacher and counselor knowledge, understanding, and skills to meet the diverse social and academic needs of students.



School Strategies

Link to full plan will be on the website.



PERFORMANCE INDICATORS: Building a Culture of Student Support

SMART Goal: The percentage of students in grades 9-12th attending school will increase from 86% to 91% according to the district's ADA Attendance rate by June 2025.

4A. Continue use of Chris 180, and on site mental health services provider. Ernst and Young partnership and One Goal Initiative that build a cohort of students who will be supported and nurtured from their junior year of high school through their first year of college.

4B. Parent meetings will be held at variety of times, including mornings, afternoons, and evenings to allow parents to participate regardless of their work schedule.

4C. Offer a broad selection of clubs and organizations that appeal to the wide range of interested of our diverse student body.

4D. Build a robust co-teaching program through the curriculum. Offer ongoing parent learning sessions focused on issues pertaining to students with disabilities, the SST/504 process and supports, etc., to equip our students and their families with skills to successful here and beyond.

4E. Increased student supports with include graduation coach, bilingual engagement specialist, student support clerk and a therapy dog.

5A. Provide teachers the professional learning necessary to ensure the student master of 21st Century Skills.



MISSION: Through a continuing culture of equity, trust, and collaboration, every student will graduate ready for college, career, and life with a dedication to community involvement and service.

VISION: A high-performing school where educators inspire, families engage, and students love to learn.

SMART Goal: By June 2025 establish a culture of celebration and support for staff by providing a minimum of two quarterly staff Wellness/ SEL opportunities



APS Strategic Priorities & Initiatives

Equipping and
Empowering Leaders
and Staff

Strategic Staff
Support

Equitable Resource
Allocation



School Strategic Priorities

6. Value teacher time by ensuring sustainable work load and offsetting new responsibilities with reduced tasks or increased compensation when possible.
7. Directly solicit and act on teacher input regarding course selection, professional development, instructional resources, communication and collegiality.
8. Provide a mechanism for teachers to increase leadership and mitigate burnout.



School Strategies

Link to full plan with strategies will be on the website.



PERFORMANCE INDICATORS: Equipping & Empowering Leaders & Staff

SMART Goal: By June 2025 establish a culture of celebration and support for staff by providing a minimum of two quarterly staff Wellness/ SEL opportunities.

6A. Administrative team and SELT will conduct frequent observations and provide frequent feedback to all teachers. Teachers will have opportunities to share exemplary strategies.

6B. Continue to build the team by incorporating SEL moments among the staff (recognizing professional and personal achievements, faculty pot lucks, etc.)

7A. Provide the infrastructure and staffing necessary to address technology across the curriculum.

7B. Continue one to one chromebook initiative.

7C. Provide Instructional Materials and manipulatives to enhance the classroom environment.

7D: STEAM Carts to assist w/ Arts Integration

8A. Increase the number of teacher with credentials and certifications for advanced learning (e.g. AP, Gifted)



MISSION: Through a continuing culture of equity, trust, and collaboration, every student will graduate ready for college, career, and life with a dedication to community involvement and service.

VISION: A high-performing school where educators inspire, families engage, and students love to learn.

SMART Goal: By June 2025, Midtown HS will offer at least 6 active parent engagement/volunteering opportunities per semester.



APS Strategic Priorities & Initiatives

Creating a System of School Support

Strategic Staff
Support

Equitable Resource
Allocation



School Strategic Priorities

9. Provide necessary and salient resources to enhance teaching and learning.
10. Ensure parents and guardians of all Midtown Students feel welcomed and have opportunities up engage with the school and strengthen their ability to support their students.
11. Increase the diversity of parents involved in school functions.



School Strategies

Link to full plan with strategies will be on website.



PERFORMANCE INDICATORS: Creating a System of School Support

SMART Goal: By June 2025, Midtown HS will offer at least 6 active parent engagement/volunteering opportunities per semester.

9A. Continue to provide subject specific professional memberships for teachers.

10A. Create opportunities for students and teachers to engage in non-academic discussions.

11B. Continue to utilize parents and local businesses to serve on the CTAE advisory board and engage in mock interviews and other school activities.

10B. Engage with parents to create opportunities for them to volunteer on campus.

11C. Create parent surveys in order to identify skills and strengths within our parent group. Create opportunities for parents to teach or share their skills with our community.

Activity & Discussion

GO TEAM DISCUSSION: Review the priorities and goals in your **strategic plan** and reflect on if the expected progress is being made. These guiding questions will help you determine what, if any, updates are needed for your school's strategic plan.

What progress has been made towards the priorities identified in our Strategic Plan? What evidence/data do we have?

Progress towards priorities identified in the Strategic plan include:

Based upon available data, are there any other adjustments we need to make to the Strategic Plan?



Updates to the Strategic Plan

1. *Enter all changes/updates to your plan – be sure to include accountability measures, as appropriate.*



Action on the Updated Strategic Plan

The GO Team needs to **TAKE ACTION (vote)** on its updated Strategic Plan. After the motion and a second, the GO Team may have additional discussion. Once discussion is concluded, the GO Team will vote.

Preparing for Budget Development



Discussion

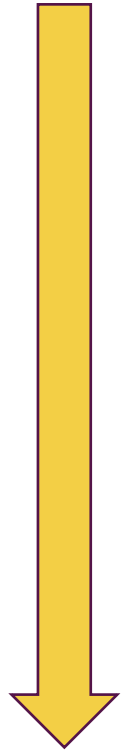
Strategic Plan Priority Ranking

In preparation for the 2024-2025 Budget Development (January–March 2024), the GO Team needs to rank its Strategic Plan Priorities. Use the next slide to capture the priority ranking.

Strategic Plan Priority Ranking

Insert the school's priorities from Higher to Lower

Higher



Lower

1. Academic Excellence
1. Empowering Leaders & Staff
1. Building Student Support
1. School Support

Action on the Strategic Plan Priorities

The GO Team needs to **TAKE ACTION (vote)** on its ranked Strategic Plan Priorities. After the motion and a second, the GO Team may have additional discussion. Once discussion is concluded, the GO Team will vote.

Principal's Report



Cluster Advisory Team Report:

Upcoming Meeting:
Thursday, November 30, 2023



STEAM Report



STEAM Signature Program Update


STEAM TEAM

Here is a list of tasks that the STEAM team has been working on during Fall 2023:

- Creating PBL Lessons to implement in the Spring
- Working on trimming down the verbiage of STEAM Vision & Mission
- Working adding the arts strategically to instruction
- Completion of the STEAM Garden/ Outdoor Learning Center.

STEM Endorsement Participants:

- Mrs. Woods



STUDENT STEAM TEAM

STEAM Teens are preparing for the STEAM Cluster Day, February 16, 2024.

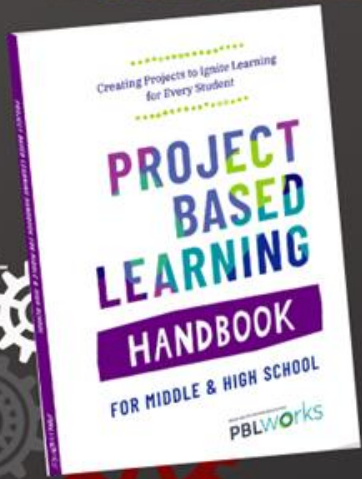


STEAM LEARNER PROFILE

The District Wide focus in ALL STEAM Signature Program Schools is currently the STEAM Learner Profile. The initial introduction consisted of profile categories. While this update consists of the APS definition for the categories in order to review ways create a teaching and learning environment which cultivates the desired characteristics successfully.

SCHOOL-WIDE IMPLEMENTATION

The Midtown High School Staff has experienced a Professional Development Series designed to help support Art Integrations, The Engineering Design Process, Project Based Learning, as well as a STEAM Cart Devices: Pod Casting 3D Printing, VLOG, AR/VR Headsets & More.





GIVING TUESDAY

SUPPORT THE MIDTOWN HS
STEAM GARDEN @DONORS CHOOSE
ON

Tuesday, November 28, 2023

NOV 28TH ALL DONATIONS WILL BE MATCHED BY AT LEAST 50%
THAT MEANS A \$50 DONATION BECOMES A \$75 DONATION

STEAM GARDEN



STEAM OUTDOOR



ESSENTIALS



LEARNING CENTER





Where we're going

At our next meeting we will begin the discussion of the 2024-2025 budget.

Let me or the Chair know of any additional information you need for our future discussion.



Thank you