

# North Atlanta

## SCHOOL DATA PROFILE (9-12)

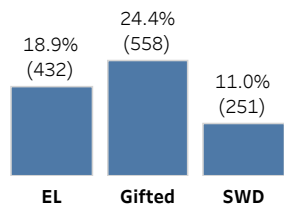
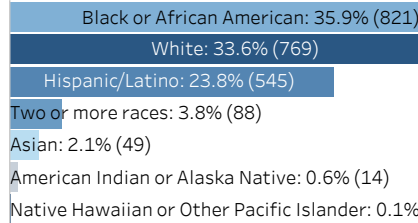
Data Last Updated: 5/3/2023 9:21:26 PM



Enrollment



**Total Current Enrollment**  
**2,288**



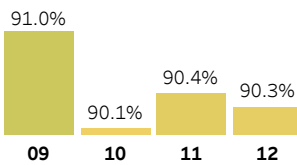
Attendance

**Take Rate**  
95.2%

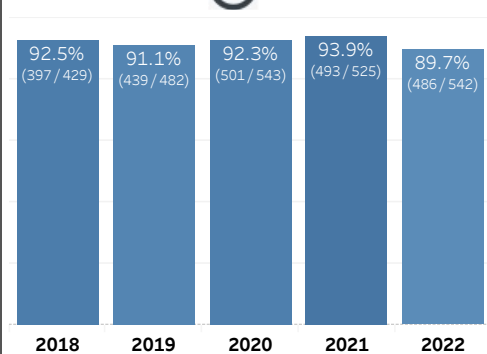
**ADA Attendance**  
90.5%

**CCRPI Attendance**  
73.3%

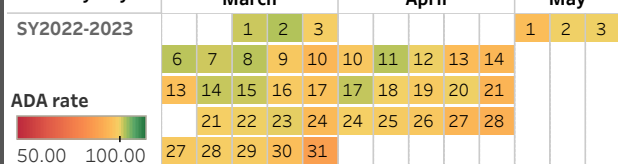
ADA by Grade



Graduation Rate



ADA by Day

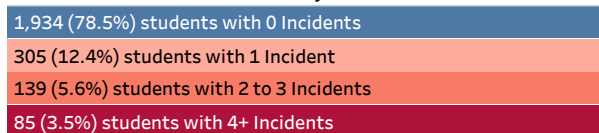


Behavior

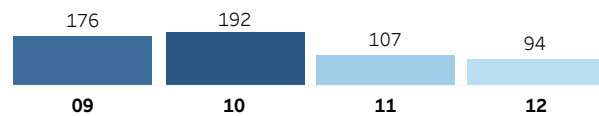
Top 5 Events

Event	Count
S34.1 Skipping	93
**TEACHER REFERRAL**	55
E21.1 Insubordination	31
E2.b.1 Alcohol/Illegal Drugs/Inhalants: Possession/Use	24
E16.1 Fighting	16

Incidents by Student



Incidents by Grade

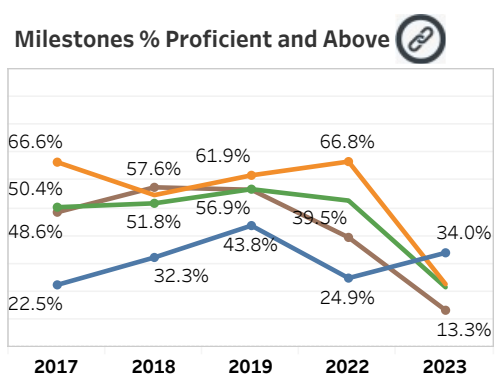


Incidents by Gender

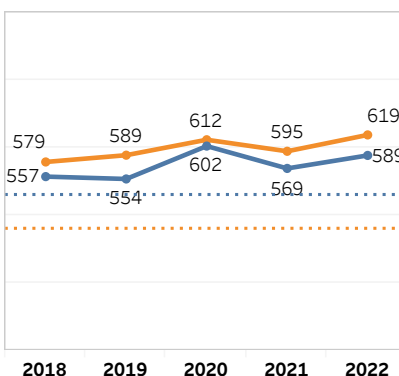
F = 200 M = 317

Assessment

Milestones % Proficient and Above



Avg. SAT Scores by year and section



Course Participation

WBL Course Cohort 2022

Participation Rate = **2%**

CTAE Course Cohort 2022

Participation Rate = **52%**

Dual Enrollment Cohort 2022

Participation Rate = **9%**

AP Course Cohort 2022

Participation Rate = **56%**

IB Course Cohort 2022

Participation Rate = **35%**

Current Grades

% Failures by Subject and Grade

Subject	09	10	11	12
ELA	19%	25%	15%	12%
Math	36%	33%	22%	15%
Science	19%	26%	19%	24%
Social Studi..	18%	26%	27%	14%
Other	15%	18%	13%	10%

BASC Universal Screener

BASC Risk Type	Timeframe	Submitted by	Count	Normal	Elevated	Extremely Elevated
Behavioral and Emotional Risk Index (BERI)	Fall 2022	Student	1,930	82%	18%	0%
		Teacher/Scho..	1,714	91%	9%	0%
		Other	10	20%	80%	0%
BASC Universal Screener	Spring 2023	Student	1,911	82%	18%	0%
		Teacher/Scho..	1,848	90%	10%	0%