



STRONG SCHOOLS  
START WITH ME!

## MEETING NOTICE

School	Date	Time	Location
M.R. Hollis Innovation Academy	12/5/2019	4:00p.m.	Media Center

Notice Prepared By: Dr. Diamond M. Ford

### Meeting Agenda

*This meeting will allow for Public Comment*

I. **Action Items**

II. **Discussion Items**

A. **Discussion Item 1: Parent Engagement Strategy – Parent Perspective & Next Steps Discussion**

**Discussion Item 2: Literacy Strategy**

- a. How do we collect information that the child has read 20 minutes with parent or recorded them reading?
- b. What can we do to celebrate students and parents that meet the 20 minutes in 2020?
- c. Can add to Parent Compact?
- d. How do we get the parent/or partner/community member involved? Could we offer parents the opportunity to come and read with their child on designated days for 20 minutes

III. **Information Items**

**Principal's Report - Data Reports**

**Discussion – What kind of Budget considerations should we make based on Data?**

- 1.) Considering TSI List and transient population, what budget considerations can we make about improving literacy and parent engagement
- 2.) What position or resources should we consider for the 2020-2021 budget?

IV. **Information Items**

V. **Announcements**

**Winter Program – December 18<sup>th</sup> @ 1:00p.m.**

# GO TEAMS

STRONG SCHOOLS  
START WITH ME!



December 5, 2019  
4:00p.m. – 5:30p.m.

---

---

---

---

---

---

---

---

### MISSION

We are an innovative school that exposes students to rich experiences that will allow them to dream bigger and lead choice-filled lives.

### VISION

We equip students with the knowledge and skills needed to tap into their talent and unique purpose.



---

---

---

---

---

---

---

---

### Discussion Items

- Discussion Item 1: Strategic Planning – Literacy
- Parent perspective of Camp Read A-Lot
- Next Steps for Parent & Community Engagement in Literacy
- Discussion Item 2: Parent Engagement

### Information Items

- Principal's Report
- CCRPI Data Review
- Budget Forecasting
- Westside Future Fund Annual Presentation

---

---

---

---

---

---

---

---

### Hollis Strategic Work Plan – Budget Implications

Mastery of Knowledge & Skill	Culture & Character	High Quality Work
<p><b>Core Practice 13: Reading Across the Curriculum</b> Lexia Reading Intervention – Self Paced Program 58000</p> <p>Literacy Coach</p> <p><b>Core Practice 14: Teaching Writing Across the Discipline</b> Writing Professional Development, Write Score Assessment System – completed 10/24/19 - \$15000</p> <p><b>Core Practice 32: Cohesive School Vision</b> – *Parent Liaison – Provider Training on Lexia &amp; Lexia/Accelerated Reader Program - \$300</p>	<p><b>Core Practice 23: Building the Culture and Structure of CREW – Camp Read –a-to! The s'more you read the s'more you'll know - \$1500</b></p> <p><b>Core Practice 24: Engaging Families &amp; the Community in the Life of the School – APTT - \$2500</b></p> <p><b>Core Practice 25: Creating Beautiful Spaces that Promote Learning – Writing Quality Work Boards</b></p>	<p><b>Core Practice 8: Designing Projects &amp; Products – Fall Expedition – Literacy Focus</b></p> <p><b>Core Practice 9: Designing Learning Expeditions – Expedition Launch – Literacy Focus</b></p> <p><b>Core Practice 12: Planning for and Supporting High-Quality Student Work</b></p>

---

---

---

---

---

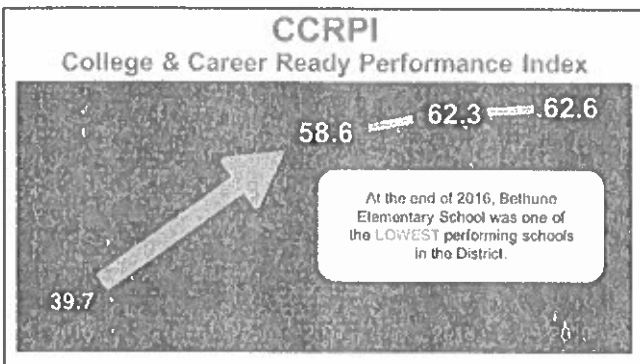
---

---

---

---

---




---

---

---

---

---

---

---

---

---

---

### Comprehensive School List (CSI) – GADOE

CSI schools fall into one or both of the following categories:  
**Lowest 5%:** Title I schools that, when ranked according to their three-year CCRPI average, are among the lowest performing 5% of Title I schools in the state

Georgia Department of Education  
2019-2020 CSI Schools

School ID	School Name	Level	2017-2018 CCRPI	2018-2019 CCRPI	2019-2020 CCRPI	Lowest 5%
1001	...	...	...	...	...	...
1002	...	...	...	...	...	...
1003	...	...	...	...	...	...
1004	...	...	...	...	...	...
1005	...	...	...	...	...	...
1006	...	...	...	...	...	...
1007	...	...	...	...	...	...
1008	...	...	...	...	...	...
1009	...	...	...	...	...	...
1010	...	...	...	...	...	...
1011	...	...	...	...	...	...
1012	...	...	...	...	...	...
1013	...	...	...	...	...	...
1014	...	...	...	...	...	...
1015	...	...	...	...	...	...
1016	...	...	...	...	...	...
1017	...	...	...	...	...	...
1018	...	...	...	...	...	...
1019	...	...	...	...	...	...
1020	...	...	...	...	...	...

---

---

---

---

---

---

---

---

---

---

### Target School List (TSI) – GADOE

Consistently Underperforming Subgroup: The school has at least one subgroup performing in the lowest 5% of all schools in at least 50% of CCRPI components.

Report on 2018-2019  
 Tennessee Department of Education  
 K-12 Public Schools

TSI	Number of Schools	TSI	Number of Schools	TSI	Number of Schools	TSI	Number of Schools	TSI	Number of Schools	TSI	Number of Schools
1	1	2	1	3	1	4	1	5	1	6	1
7	1	8	1	9	1	10	1	11	1	12	1
13	1	14	1	15	1	16	1	17	1	18	1
19	1	20	1	21	1	22	1	23	1	24	1
25	1	26	1	27	1	28	1	29	1	30	1




---

---

---

---

---

---

---

---

---

---

---

---

### CCRPI Strengths

- Literacy 3<sup>rd</sup> – 7<sup>th</sup>
- Mathematics 3<sup>rd</sup> Grade
- Mathematics 5<sup>th</sup> Grade
- Social Studies 5<sup>th</sup> Grade
- Writing
- ES Progress Data -% in Typical to High Growth in Math & ELA
- MS Progress Data- % in Typical to High Growth ELA

### Areas for Growth

- Elementary Students with Disabilities
- Science 5<sup>th</sup> Grade
- MS 6<sup>th</sup> Grade Mathematics
- MS Progress % Typical and High Mathematics
- Beyond the Core - % earning passing grade in Fine Arts, PE, Spanish & STEM
- School Climate – Survey
- Safe School – Violent Incidents Data

---

---

---

---

---

---

---

---

---

---

---

---

### Discussion Items

Research shows that parent/community engagement and involvement in a child's education greatly impacts student achievement and performance.

Literacy Activities	School	Parent Support	Partners/Community Support
*Read 20 Minutes nightly	MyOn Tracking Library Book Check out/AR Lexia Tracking	*Reading Log signature *MyOn Race2Read *Ask-"what's your Lexia?"	*Partners in Literacy Workshop 1-12/3/19 *MyOn Race2Read *Ask-"what's your Lexia?"
*Reading Fluency	Oral Reading Fluency Assessment	*Partners in Literacy Workshop 1- *Read to Parent	*Partners in Literacy Workshop Buddy Readers (2 <sup>nd</sup> Grade)
*Improve Writing	Writer's Workshop Student Conferencing	Encourage child to keep a journal and write Narrative Fictional Stories	*Writing Conferences (5 <sup>th</sup> -8 <sup>th</sup> )
*Intervention for Special Education Students and Student's struggling	Lexia Intervention Program	Parent participating in APTT Night (Camp Read A Lot)	Lexia Intervention Program <b>GO TEAMS</b> STRONG SCHOOLS START WITH ME!

---

---

---

---

---

---

---

---

---

---

---

---

### Principal Report Budget Implications

	Wage Awards/Salaries	Special Education	Engagement & Partnerships	Instructional Programming
Current	1 RTI SST for K-8	1 K-8 SELT	1 Parent Liaison 1 Marketing & Media Specialist	1 Instructional Coach 2 Master Teachers
Add	1 RTI SST for 5-8 Middle School 1 Reading REP Teacher 1 Math REP Teacher	1 Middle School SELT 1 Middle School Autism Teacher	1 Webmaster	1 K-4 Literacy Coach 1 K-4 Mathematics Coach 1 5-8 Mathematics Coach
Total	\$270,000	\$180,000	\$50,000	\$345,000

**GO TEAMS**  
STRONG SCHOOLS  
START WITH ME!

---

---

---

---

---

---

---

---

---

---

### Public Comment

Public Comment  
Sign-in  
Open/Public Share

Please share your comment or thoughts with the Hollis GO Team. Each comment must be 2 minutes.

Private Share  
If you do not want to publicly share a comment, please simply write your concern on the note card and leave in our comment box.

**GO TEAMS**  
STRONG SCHOOLS  
START WITH ME!

---

---

---

---

---

---


---

---

---

---

### The Centennial Class Class of 2024




---

---

---

---

---

---

---

---

---

---

# Kindergarten 2018-2019 Results

## ESSAY TEST RESULTS

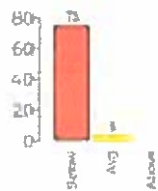
**Oct-15 GA Writing Shandra**  
Michael R Hollis Innovation Academy

### STUDENTS RECEIVING EACH SCORE



### STUDENTS AT AVERAGE BREAKS

1-3 Below 4-5 Avg 6-7 Above



## ESSAY TEST RESULTS


**Jan-14 GA Writing Thunderstorms**  
Michael R Hollis Innovation Academy

### STUDENTS RECEIVING EACH SCORE



### STUDENTS AT AVERAGE BREAKS

1-3 Below 4-5 Avg 6-7 Above



# First Grade 2018-2019 Results

## ESSAY TEST RESULTS


**Oct-15 GA Writing JJ's Cookies**  
Michael R Hollis Innovation Academy

### STUDENTS RECEIVING EACH SCORE



### STUDENTS AT AVERAGE BREAKS

1-3 Below 4-5 Avg 6-7 Above



## ESSAY TEST RESULTS


**Jan-14 GA Writing Sea Cows**  
Michael R Hollis Innovation Academy

### STUDENTS RECEIVING EACH SCORE



### STUDENTS AT AVERAGE BREAKS

1-3 Below 4-5 Avg 6-7 Above



## Second Grade 2018-2019 Results

### ESSAY TEST RESULTS

#### Oct-15 GA Writing Bobby

Michael R Hollis Innovation Academy

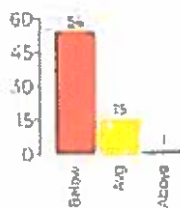
#### STUDENTS RECEIVING EACH SCORE

(# students - %)



#### STUDENTS AT AVERAGE BREAKS

1-3 Below, 4-5 Avg, 6-7 Above



### ESSAY TEST RESULTS

#### Jan-14 GA Writing Dippy

Michael R Hollis Innovation Academy


#### STUDENTS RECEIVING EACH SCORE

(# students - %)



#### STUDENTS AT AVERAGE BREAKS

1-3 Below, 4-5 Avg, 6-7 Above



## Third Grade 2018-2019 Results


### ESSAY TEST RESULTS

#### Oct-15 GA Writing Animal Groups

Michael R Hollis Innovation Academy

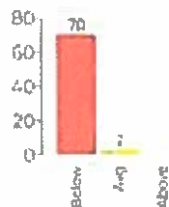
#### STUDENTS RECEIVING EACH SCORE

(# students - %)



#### STUDENTS AT AVERAGE BREAKS

1-3 Below, 4-5 Avg, 6-7 Above



### ESSAY TEST RESULTS

#### Jan-14 GA Writing Class Pets

Michael R Hollis Innovation Academy

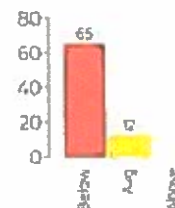
#### STUDENTS RECEIVING EACH SCORE

(# students - %)



#### STUDENTS AT AVERAGE BREAKS

1-3 Below, 4-5 Avg, 6-7 Above



## Fourth Grade 2018-2019 Results

### ESSAY TEST RESULTS

#### Oct-15 GA Writing Survival Skills

Michael R Hollis Innovation Academy


#### STUDENTS RECEIVING EACH SCORE

# of Students - %



#### STUDENTS AT AVERAGE BREAKS

1:1 Below 4:2 Avg 6:7 Above



### ESSAY TEST RESULTS

#### Jan-14 GA Writing Great Garbage

Michael R Hollis Innovation Academy


#### STUDENTS RECEIVING EACH SCORE

# of Students - %



#### STUDENTS AT AVERAGE BREAKS

1:2 Below 4:2 Avg 6:7 Above



## Fifth Grade 2018-2019 Results

### ESSAY TEST RESULTS

#### Oct-15 GA Writing Pay Grades

Michael R Hollis Innovation Academy


#### STUDENTS RECEIVING EACH SCORE

# of Students - %



#### STUDENTS AT AVERAGE BREAKS

1:1 Below 4:5 Avg 6:7 Above



### ESSAY TEST RESULTS

#### Jan-14 GA Writing Toy Inventions

Michael R Hollis Innovation Academy


#### STUDENTS RECEIVING EACH SCORE

# of Students - %



#### STUDENTS AT AVERAGE BREAKS

1:2 Below 4:5 Avg 6:7 Above





## Sixth Grade 2018-2019 Results

### ESSAY TEST RESULTS

#### Oct-15 GA Writing Pro Sports

Michael R Hollis Innovation Academy

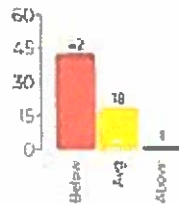
#### STUDENTS RECEIVING EACH SCORE

# students - %



#### STUDENTS AT AVERAGE BREAKS

1-3 Below 4-5 Avg 6-7 Above



### ESSAY TEST RESULTS

#### Jan-14 GA Writing Mood Maker

Michael R Hollis Innovation Academy

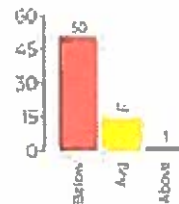
#### STUDENTS RECEIVING EACH SCORE

# students - %



#### STUDENTS AT AVERAGE BREAKS

1-3 Below 4-5 Avg 6-7 Above



## Seventh Grade 2018-2019 Results

### ESSAY TEST RESULTS

#### Oct-15 GA Writing PSAs

Michael R Hollis Innovation Academy

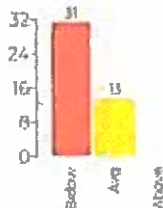
#### STUDENTS RECEIVING EACH SCORE

# students - %



#### STUDENTS AT AVERAGE BREAKS

1-3 Below 4-5 Avg 6-7 Above



### ESSAY TEST RESULTS

#### Jan-14 GA Writing Animal Agents

Michael R Hollis Innovation Academy

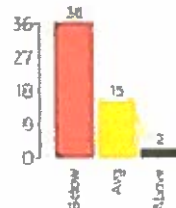
#### STUDENTS RECEIVING EACH SCORE

# students - %



#### STUDENTS AT AVERAGE BREAKS

1-3 Below 4-5 Avg 6-7 Above



# Kindergarten 2019-2020 BOY Results


## ESSAY TEST RESULTS

### Oct-7 GA Writing Hide and Seek

Hollis Innovation Academy

#### STUDENTS RECEIVING EACH SCORE

(# students - %)



#### GRADE LEVEL AVERAGES

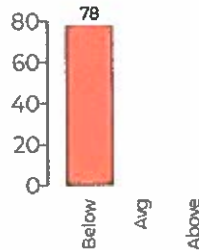
**0.87 / 7 RAW SCORE**

0.87 / 4 Idea Dev, Org, & Coherence

0 / 3 Language Usage and Conventions

#### STUDENTS AT AVERAGE BREAKS

1-3: Below, 4-5: Avg, 6-7: Above



# First Grade 2019-2020 BOY Results


## ESSAY TEST RESULTS

### Oct-7 GA Writing Broken Window

Hollis Innovation Academy

#### STUDENTS RECEIVING EACH SCORE

(# students - %)



#### GRADE LEVEL AVERAGES

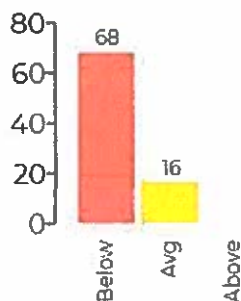
**1.73 / 7 RAW SCORE**

0.95 / 4 Idea Dev, Org, & Coherence

0.77 / 3 Language Usage and Conventions

#### STUDENTS AT AVERAGE BREAKS

1-3: Below, 4-5: Avg, 6-7: Above



## Second Grade 2019-2020 BOY Results

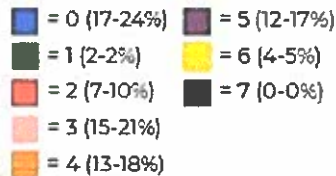
### ESSAY TEST RESULTS

## Oct-7 GA Writing Outdoor Adventures

Hollis Innovation Academy

### STUDENTS RECEIVING EACH SCORE

(# students - %)



### GRADE LEVEL AVERAGES

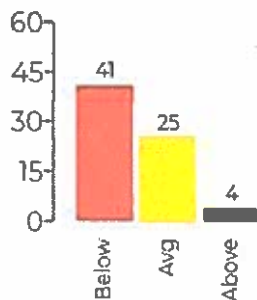
**2.81 / 7 RAW SCORE**

1.49 / 4 Idea Dev, Org. & Coherence

1.33 / 3 Language Usage and Conventions

### STUDENTS AT AVERAGE BREAKS

1-3: Below, 4-5: Avg, 6-7: Above



## Third Grade 2019-2020 BOY Results

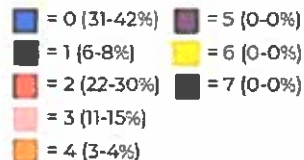
### ESSAY TEST RESULTS

## Oct-7 GA Writing Pet Ownership

Hollis Innovation Academy

### STUDENTS RECEIVING EACH SCORE

(# students - %)



### GRADE LEVEL AVERAGES

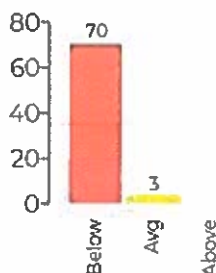
**1.3 / 7 RAW SCORE**

0.68 / 4 Idea Dev, Org. & Coherence

0.62 / 3 Language Usage and Conventions

### STUDENTS AT AVERAGE BREAKS

1-3: Below, 4-5: Avg, 6-7: Above



## Fourth Grade 2019-2020 BOY Results


### ESSAY TEST RESULTS

## Oct-7 GA Writing Creatures of the Deep

Hollis Innovation Academy

### STUDENTS RECEIVING EACH SCORE

(# students - %)



### GRADE LEVEL AVERAGES

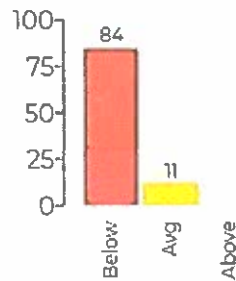
1.12 / 7 RAW SCORE

0.65 / 4 Idea Dev, Org, & Coherence

0.46 / 3 Language Usage and Conventions

### STUDENTS AT AVERAGE BREAKS

1-3: Below, 4-5: Avg, 6-7: Above



## Fifth Grade 2019-2020 BOY Results


### ESSAY TEST RESULTS

## Oct-7 GA Writing Jungle Bugs

Hollis Innovation Academy

### STUDENTS RECEIVING EACH SCORE

(# students - %)



### GRADE LEVEL AVERAGES

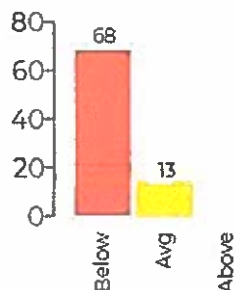
1.36 / 7 RAW SCORE

0.81 / 4 Idea Dev, Org, & Coherence

0.54 / 3 Language Usage and Conventions

### STUDENTS AT AVERAGE BREAKS

1-3: Below, 4-5: Avg, 6-7: Above



## Sixth Grade 2019-2020 BOY Results


### ESSAY TEST RESULTS

## Oct-7 GA Writing Coal Mining

Hollis Innovation Academy

### STUDENTS RECEIVING EACH SCORE

(# students - %)



### GRADE LEVEL AVERAGES

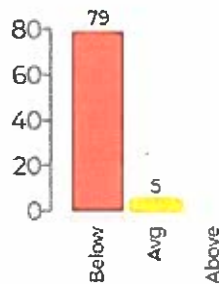
0.77 / 7 RAW SCORE

0.48 / 4 Idea Dev, Org, & Coherence

0.3 / 3 Language Usage and Conventions

### STUDENTS AT AVERAGE BREAKS

1-3: Below, 4-5: Avg, 6-7: Above



## Seventh Grade 2019-2020 BOY Results


### ESSAY TEST RESULTS

## Oct-7 GA Writing Gender in Schools

Hollis Innovation Academy

### STUDENTS RECEIVING EACH SCORE

(# students - %)



### GRADE LEVEL AVERAGES

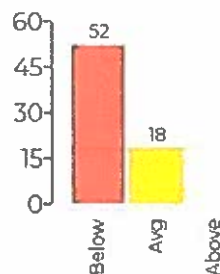
1.57 / 7 RAW SCORE

0.94 / 4 Idea Dev, Org, & Coherence

0.63 / 3 Language Usage and Conventions

### STUDENTS AT AVERAGE BREAKS

1-3: Below, 4-5: Avg, 6-7: Above



# Eighth Grade 2019-2020 BOY Results

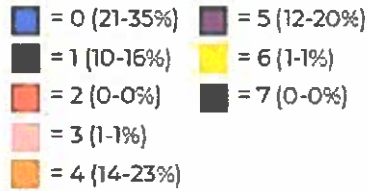
## ESSAY TEST RESULTS

### Oct-7 GA Writing Self Driving Cars

Hollis Innovation Academy

#### STUDENTS RECEIVING EACH SCORE

(# students - %)



#### GRADE LEVEL AVERAGES

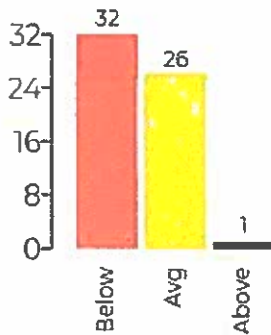
2.29 / 7 RAW SCORE

1.24 / 4 Idea Dev, Org, & Coherence

1.05 / 3 Language Usage and Conventions

#### STUDENTS AT AVERAGE BREAKS

1-3: Below, 4-5: Avg, 6-7: Above



# Write Score Results

## 2018-2019 Writing Results for Hollis Innovation Academy

*Based on a raw score of 0-7 on the Write Score Portal*

Grade Level	October Results	January Results	May Results	Growth +/-
Kindergarten	0.84	1.22	1.6	+0.76
First Grade	2	3.44	3.77	+1.71
Second Grade	1.94	3.84	3.97	+2.03
Third Grade	0.91	2.12	2.31	+1.55
Fourth Grade	0.76	0.97	1.67	+0.91
Fifth Grade	1.17	1.41	1.95	+0.78
Sixth Grade	1.65	1.29	1.14	-0.51
Seventh Grade	1.69	2	1.65	-0.04

# Enrollment vs. Withdrawals

2018-2019 and 2019-2020

Enrolling Students Summary

Month	2018-2019	2019-2020
<b>Fall</b>		
Aug	691	736
Sep	27	27
Oct	16	31
Nov	17	28
Dec	14	5
<b>Spring</b>		
Jan	35	
Feb	26	
Mar	24	
Apr	5	
May	4	

Withdrawal Summary

Month	2018-2019	2019-2020
<b>Fall</b>		
Aug	24	6
Sep	25	8
Oct	31	14
Nov	24	19
Dec	31	
<b>Spring</b>		
Jan	25	
Feb	10	
Mar	21	
Apr	6	
May	12	

Enrollment by Grade Level

Month/Grade	Number of Enrolling Students
<b>2018</b>	
<b>Aug</b>	
1	75
2	80
3	88
4	84
5	96
6	88
7	63
KK	84
PK	33
<b>Sep</b>	
1	3
2	3
3	2
4	4
5	3
6	2
7	2
KK	3
PK	5
<b>Oct</b>	
1	2
2	4
3	3
4	1
5	2
7	1
KK	3
<b>Nov</b>	
1	2
2	1
3	3
4	4
6	3
7	2
KK	2
<b>Dec</b>	
1	3
2	1

Withdrawal by Grade Level

Month/Grade	Withdrawn Students
<b>2018</b>	
<b>Aug</b>	
1	24
2	3
3	3
4	1
5	1
6	5
7	4
KK	4
PK	2
<b>Sep</b>	
1	1
2	25
3	2
4	2
5	5
6	3
7	4
KK	3
PK	1
<b>Oct</b>	
1	31
2	2
3	5
4	2
5	4
6	12
7	3
KK	2
PK	1
<b>Nov</b>	
1	24
2	2
3	4
4	4
5	2
6	2
7	2
KK	4
PK	2



3	1
4	1
6	6
KK	1
PK	1
2019	
Jan	
1	5
2	3
3	2
4	2
5	7
6	5
7	6
KK	3
PK	2
Feb	
1	4
2	4
3	2
4	4
5	4
6	3
7	1
KK	4
Mar	
1	4
2	3
3	3
4	4
5	2
6	3
7	2
KK	3
Apr	
1	1
4	1
5	1
KK	1
May	
1	2
2	1
KK	1
Aug	
1	86
2	72
3	75
4	93
5	87
6	83
7	74
8	56
KK	71
PK	36
Sep	
1	4
2	3
3	2
4	2
5	3
6	5
7	1
8	3
KK	4
Oct	
1	4
2	2

Dec	31
1	5
2	2
3	3
4	7
5	2
6	4
7	3
KK	2
PK	3
2019	
Jan	25
1	8
2	4
3	2
4	5
5	2
6	2
7	1
KK	1
Feb	10
2	1
3	2
5	1
7	3
KK	3
Mar	21
1	2
2	1
3	3
4	3
5	3
6	3
7	2
KK	3
PK	1
Apr	6
1	1
2	1
3	1
5	1
7	1
KK	1
May	12
2	1
3	1
6	1
7	1
PK	8
Aug	6
1	2
2	1
4	1
5	1
6	1
Sep	8
1	2
2	1
3	1
4	1
5	2
6	1
Oct	14
1	1
2	1
3	2
4	1

3	4
4	4
5	2
6	3
7	3
8	1
KK	8
Nov	
1	1
2	3
3	3
4	4
5	2
6	2
7	5
8	2
KK	4
PK	2
Dec	
2	1
3	2
5	1
7	1

5	3
7	3
8	1
KK	2
Nov	19
1	6
2	3
4	2
5	3
6	1
7	3
8	1
Apr	1
Oct	2
PK	9
Mar	1
May	8

**Hollis Innovation Academy**  
**2019-2020 School Year**  
**Enrolling Students with Program Code**

Program	504	SST	SWD	Grand Total
<b>Grade Level</b>	<b>3</b>	<b>11</b>	<b>38</b>	<b>52</b>
<b>01</b>		<b>1</b>	<b>3</b>	<b>4</b>
<b>02</b>		<b>1</b>	<b>4</b>	<b>5</b>
<b>03</b>		<b>2</b>	<b>4</b>	<b>6</b>
<b>04</b>	<b>2</b>		<b>6</b>	<b>8</b>
<b>05</b>		<b>1</b>	<b>4</b>	<b>5</b>
<b>06</b>	<b>1</b>	<b>3</b>	<b>4</b>	<b>8</b>
<b>07</b>		<b>2</b>	<b>5</b>	<b>7</b>
<b>08</b>			<b>1</b>	<b>1</b>
<b>KK</b>		<b>1</b>	<b>3</b>	<b>4</b>
<b>PK</b>			<b>4</b>	<b>4</b>

School (As of 12/5/19)	Students	Teachers And Staff	Male	Female	Com-pletions	Student Earned Badges	Staff And Student Earned Badges	Readers Who Logged	Reviews Written	Student Logged Minutes
Tuskegee Airmen Global Academi	633	56	326	307	67	3111	3171	533	56	649213
North Atlanta High School	2140	146	1024	1116	117	2262	2288	272	43	619831
Long Public School	812	66	429	383	0	2657	2657	730	1	397233
Garden Hills Public School	519	49	277	242	18	991	993	217	49	217654
Deerwood Academy Public Scho	697	57	346	351	6	684	685	210	47	140115
Finch Public School	442	51	222	220	5	606	620	365	30	105557
Sarah Smith -- APS	908	81	459	449	7	569	587	635	41	103754
Hope-Hill Public School	392	44	175	217	13	904	913	312	60	103324
Lin Public School	710	52	354	356	6	672	672	302	30	102810
Therrell Public School	871	79	451	420	0	375	375	415	9	79846
Bolton Academy Public School	608	57	314	294	0	686	691	486	4	76272
Morris Brandon Elementary Sch	963	76	506	457	1	50	52	67	4	68028
Sylvan Public School	554	57	280	274	4	166	170	105	10	63895
Grady Public School	1474	105	729	745	6	300	303	89	16	61903
CS King YWL Academy	337	51	0	337	0	57	81	90	24	18120
Parkside Public School	585	51	293	292	8	243	244	72	67	60108
Hollis Innovation Academy	795	81	409	386	3	320	353	121	12	39447
Humphries Public School	288	33	151	137	3	165	177	257	5	44348
Brown Public School	415	44	221	194	3	349	349	111	67	52636
Benteen Public School	296	34	157	139	5	155	157	134	46	45164
Sutton Public School	1677	119	853	824	3	209	215	146	19	39040
Douglass Public School	1052	86	541	511	0	71	72	54	2	38242
BEST Academy	277	53	277	0	1	179	184	59	10	37065
Heritage Academy	475	40	261	214	1	283	283	217	34	35905
Morningside Public School	958	71	496	462	4	211	211	124	15	33442
West Manor Public School	288	33	151	137	0	248	248	258	0	30165
Boyd Public School	510	49	257	253	0	89	89	246	3	24165
Rivers Public School	801	60	415	386	2	30	31	128	14	22957
Springdale Park Public School	798	59	401	397	1	27	27	27	2	17458
Cascade Public School	441	49	206	235	1	80	81	99	14	14021
South Atlanta Public School	835	77	399	436	5	49	68	32	1	7446
Miles Public School	604	52	311	293	0	75	76	100	30	9647
Dobbs Public School	488	48	278	210	2	38	38	14	1	9690
Carver Public School	484	47	224	260	0	26	37	11	1	4269

Kimberly Public School	457	48	261	196	0	28	37	14	8	4785
Fickett Public School	564	58	287	277	0	27	27	12	0	6573
Forrest Hills Academy	215	37	140	75	0	37	37	14	1	5780
Harper Archer Elementary School	729	65	377	352	0	18	19	18	0	3472
Hutchinson Public School	439	44	235	204	0	2	5	82	2	3187
Jones Public School	546	50	282	264	0	16	16	7	0	2815
Bunche Public School	1044	79	520	524	0	14	14	6	1	2436
Price Public School	410	50	205	205	0	4	4	3	0	2340
Woodson Park Academy	661	71	341	320	0	15	15	6	0	2101
RACE2Read APS Community Site		4	0	0	0	0	6	0	13	0
Washington Public School	758	72	386	372	0	12	13	4	0	655
Martin Luther King School (Atlanta)	866	72	444	422	0	0	0	1	0	720
John Lewis Academy	1021	87	543	478	0	4	4	4	0	655
Cleveland Avenue Public School	346	39	194	152	0	0	5	1	0	30
Frank L. Stanton Public School	267	33	132	135	0	1	1	3	0	495
Maynard Jackson Public School	1357	104	690	667	0	0	4	1	0	44
Continental Colony Public School	498	45	258	240	0	3	3	3	0	342
Barack and Michelle Obama Public School	307	39	156	151	0	3	3	1	0	260
Peyton Forest Public School	496	47	242	254	0	1	1	3	0	225
Thomasville Heights Public School	390	59	192	198	0	0	0	3	2	140
Jackson Elementary School (Atlanta)	706	58	378	328	0	0	0	1	1	120
Toomer Public School	460	58	238	222	0	1	1	2	0	80
Inman Public School	1133	84	578	555	0	0	0	1	0	75
Young Public School	859	72	438	421	0	0	0	1	0	15
Burgess Public School	558	48	290	268	0	0	0	1	0	10
Slater Public School	582	58	296	286	0	0	0	1	0	8
Usher Public School	468	47	248	220	0	0	0	1	0	5
Beecher Hills Public School	315	39	162	153	0	0	0	0	0	0
Centennial Academy	834	69	413	421	0	0	0	0	0	0
Crim Open Campus	70	19	40	30	0	0	0	0	0	0
Dunbar Public School	356	37	178	178	0	0	0	0	0	0
Fain Public School Sandbox		0	0	0	0	0	0	0	0	0
Mays Public School	1245	106	619	626	0	0	0	0	0	0
Perkerson Public School	409	48	208	201	0	0	0	0	0	0
Scott Public School	415	42	217	198	0	0	0	0	0	0
Towns Public School Sandbox		0	0	0	0	0	0	0	0	0
Whitefoord Public School		1	0	0	0	0	0	0	0	0



**STRONG SCHOOLS  
START WITH ME!**

**12/5/19-GO TEAM**

**Public Comment Sign-Up**

1.	Timdrick Stewart
2.	
3.	
4.	
5.	
6.	
7.	
8.	
9.	
10.	