

TARGET 19

TAG'S CCRPI JOURNEY TO GREATNESS



WHAT IS THE COLLEGE AND CAREER READY PERFORMANCE INDEX (CCRPI)?

- [GADOE CCRPI Tutorial](#)

COMPONENTS OF CCRPI

Elementary or Middle School w/o EL Progress Subgroup			
Category	Points	#	Indicator Values
Content Mastery	30	4	<ul style="list-style-type: none"> ▪ ELA 11.25 pts. ▪ Math 11.25 pts. ▪ Science 3.75 pts. ▪ SS 3.75 pts.
Progress	35	2	<ul style="list-style-type: none"> ▪ ELA 17.5 pts. ▪ Math 17.5 pts.
Closing Gaps	15	Depends on Sub-Groups	<ul style="list-style-type: none"> ▪ % Yellows = Half Credit ▪ % Greens = Full Credit ▪ % Stars = 1.5 Credit
Readiness	20	3	6.67 points each

CCRPI COMPARISON

2018 Component Weighting

	ES	MS	HS
Content Mastery (20 pts)	30	30	30
Progress (40 pts)	35	35	30
Closing Gaps (10 pts)	15	15	10
Readiness (15 pts)	20	20	15
Grad Rate (15 pts)	---	---	15

Old values shown in blue.

2018 to 2017: Not Apple to Apples





2018 College and Career Ready Performance Index (CCRPI)

Atlanta Public Schools District
Tuskegee Airman Global Academy


65.1



38.3

CONTENT MASTERY

English Language Arts	31.17
Mathematics	45.44
Science	38.83
Social Studies	37.65



80.8

PROGRESS

English Language Arts	71.63
Mathematics	89.94
Progress Towards English Language Proficiency	Too Few Students



82.1

CLOSING GAPS

Improvement Target Performance	82.10
--------------------------------	-------



64.9

READINESS

Literacy	25.35
Student Attendance	69.44
Beyond The Core	99.84

2018	Content Mastery	Readiness	Progress	Closing Gaps
Average ES	65.7	79.1	84.4	85.0
TAG	38.3	64.9	80.8	82.1
Difference	-27.40	-14.20	-3.60	-2.90
Percentage	-41.70%	-17.95%	-4.27%	-3.41%





2018	CM-ELA	CM-Math	CM-Sc.	CM-SS	Prog.-ELA	Prog.-Math	Rd-Liter.	Rd-Att.	Rd-BTC
GA ES AVG.	64.07	70.61	61.89	59.96	82.61	82.71	50.65	91.36	95.42
TAG	31.17	45.44	38.83	37.65	71.63	89.94	25.35	69.44	99.84
Difference	-32.90	-25.17	-23.06	-22.31	-10.98	7.23	-25.30	-21.92	4.42
Percentage	-51%	-36%	-37%	-37%	-13%	9%	-50%	-24%	5%

LEXILE REQUIREMENTS





Lexile Targets for 2018















Grade/Course	Lexile Target
Third (650L)	670L
Fourth	840L
Fifth (850L)	920L
Sixth	997L
Seventh	1045L
Eighth (1050L)	1097L
Ninth Lit.	1155L
Amer. Lit. (1275L)	1285L

Old Targets
Shown in Blue

SUB GROUP PERFORMANCE

LEGEND

-  Subgroup met 6% improvement target*
-  Subgroup met improvement target
-  Subgroup made progress, but did not meet improvement target
-  Subgroup did not make progress and did not meet improvement target

	English Language Arts	Mathematics	Science	Social Studies
ALL STUDENTS				
AMERICAN INDIAN / ALASKAN NATIVE				
ASIAN / PACIFIC ISLANDER				
BLACK				
HISPANIC				
MULTI-RACIAL				
WHITE				
ECONOMICALLY DISADVANTAGED				
ENGLISH LEARNERS				
STUDENTS WITH DISABILITY				

GAME PLAN

Opportunities

- Increase the number of students scoring proficient in all content areas

- Improving Literacy Performance

Increasing Lexile Scores

Subgroup performance-SWD

- Increase Attendance
 - CCRPI Team (Writing, Lexile, SGP and Subgroup)
 - Mid year progress check and correction
- 