



Infinite Campus

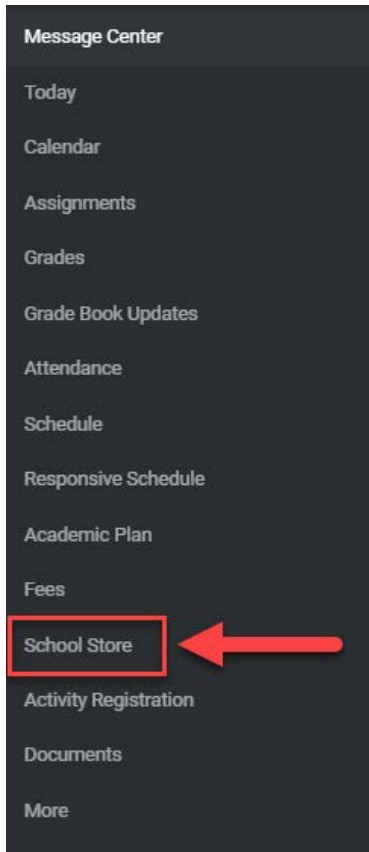
School Store – Academic Recovery Academy/ Power Up Registration

Before you can register for the Academic Recovery Academy and/or PowerUp Programs, you must have a parent portal account. If you do not have an account please navigate to the Virtual Parent Resource Center on our district website:

- www.atlantapublicschools.us
 - Click Parents
 - Click Infinite Campus Parent Portal
 - Click Infinite Campus Parent Portal Help Documents
 - Click Parent [Portal Quick Start Instructions](#)
-

To Begin Registration:


1. Log into your parent portal account
2. On the *Index*, Click **School Store**



3. You should now see your student's *School Store*. **Click Shop**



4. Next, you will see the *Academic Recovery Academy (Whole Day)* and *Power Up (Afternoon Only)* Options at your school, **Click View for ONE option**



5. The Registration screen will appear **Click** your first student, under **Recipient**
6. Scroll down and **Click** the Registration form

Whole Day

WHEN
June 2 – June 30, 2021, Monday - Friday

WHO
All students can attend and are welcome to register for the Academic Recovery Academy.

Registration Dates: 03/01/2021 - 04/30/2021
Activity Dates: 06/02/2021 - 06/30/2021

Recipient *
[Dropdown menu]

Price
\$0.00

Quantity * Total Price
1 \$0.00

Required Forms
Summer APS Academic Recovery Registration *
GUARDIAN SIGNATURE REQUIRED

Add to Cart Close

7. Complete the form and *e-sign* the last page by clicking the signature icon. **Click Submit**
***NOTE: You will receive error messages if you try to bypass the mandatory fields.**



Signature Page, page 1 of 1

PowerUp Registration 2021

This electronic signature, for all purposes of legal documents, is the same as a pen-and-paper signature or initial.

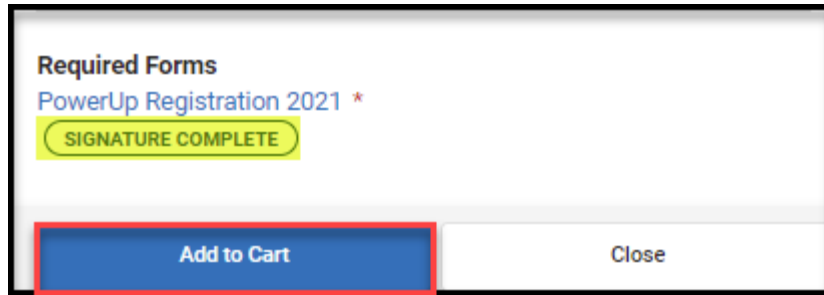
Parent/Guardian Signature _____ Date _____

Printed Name _____

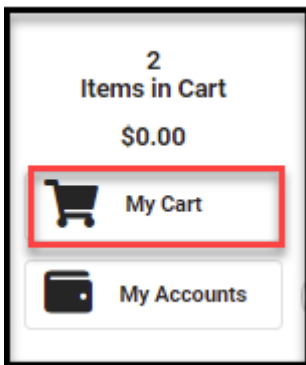
Submit Save Progress Next Action

8. You will see the **Signature Complete** message. Click **Add to Cart**

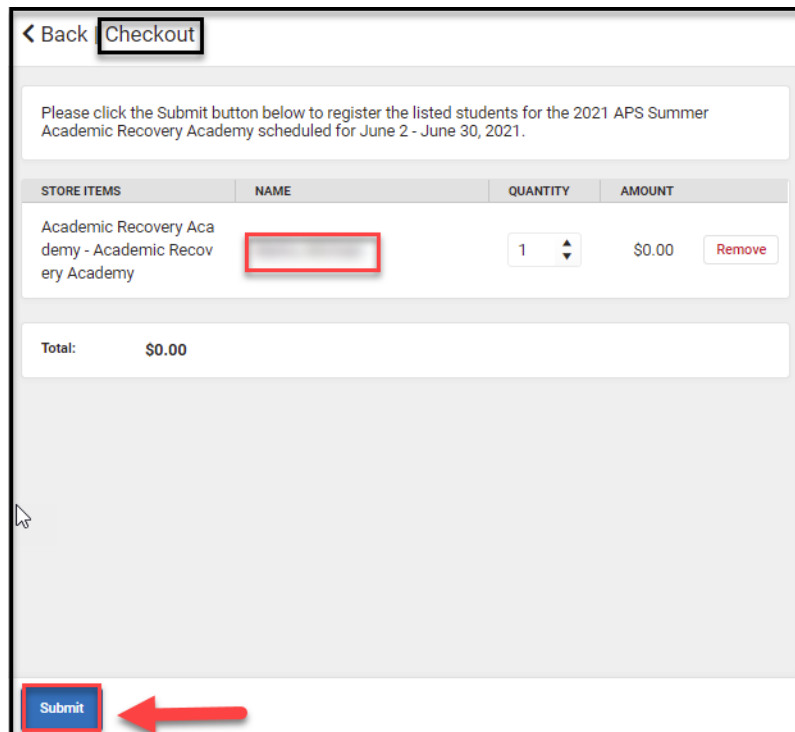


9. You will go back to the *Academic Recovery Options Screen*.
- a. If you have more than one student attending ARA, **repeat steps 5-8.**
 - b. If you only have one student attending ARA, **go to Step 10.**

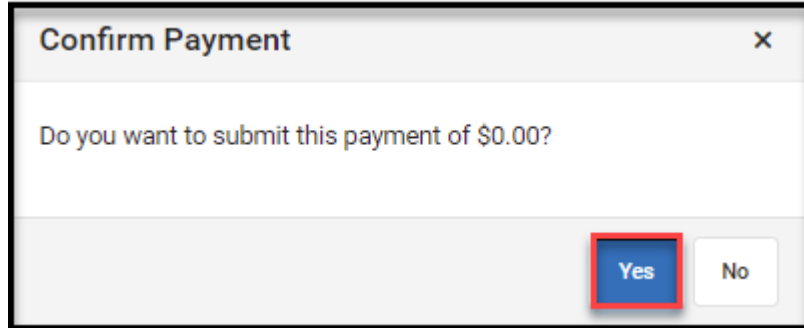
10. Click **My Cart**



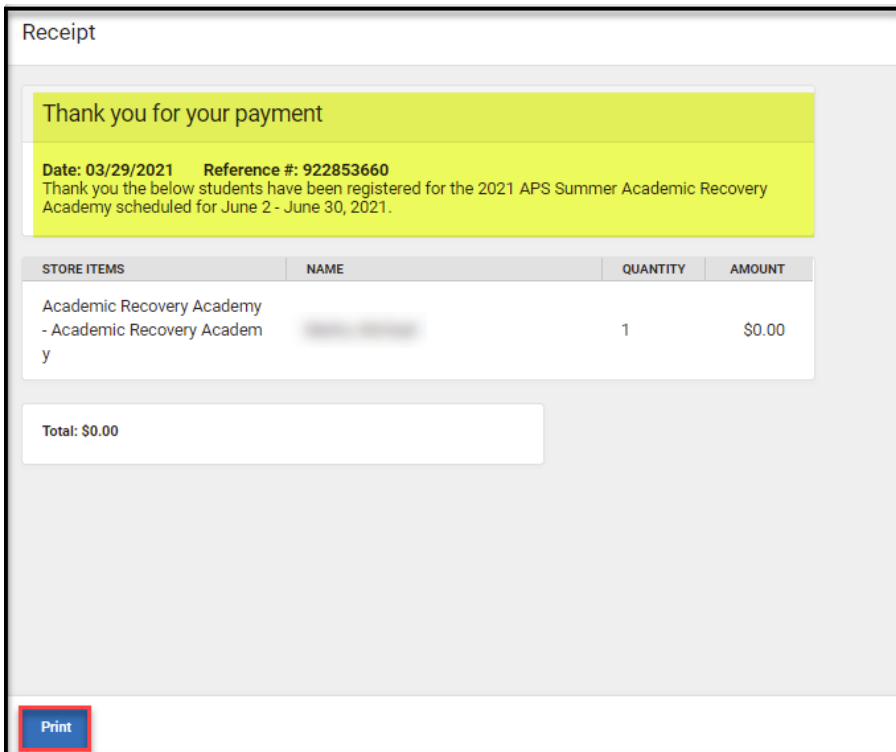
11. You will see the *Checkout* screen, review that all students are listed, **Click Submit**



12. The "Confirm Payment" screen will appear, **Click Yes**



13. You have now completed registration, and your *Receipt* will appear. If you chose to print a copy, **Click Print**



You have completed registration for the 2021 Summer APS Programs.