

## How to Access Your APS Remote Learning Classroom from Home



# myBackpack

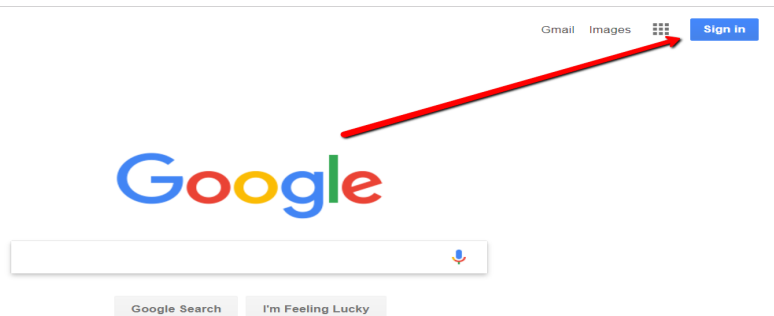
### Too many websites and logins/passwords to remember?

All Atlanta Public Schools students and staff can access their favorite websites and school applications from any device on <https://mybackpack.apsk12.org> anywhere there is internet connection.

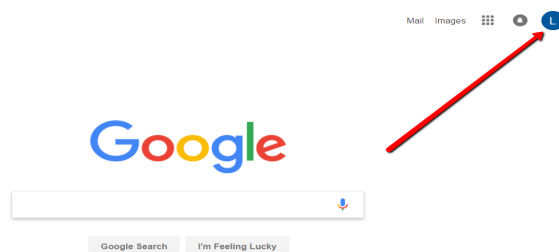
You can also download the “MyBackpack” app on your mobile device or tablet. Type in “APS myBackpack” in the iTunes store OR Google Play store. Make sure you look for the blue backpack as shown above! Once logged in, myBackpack acts as a single sign-on so you do not have to remember all the different web addresses and passwords for your favorite school resources.

To access Google apps(Classroom, Meet, Docs, etc.) on a laptop or desktop:

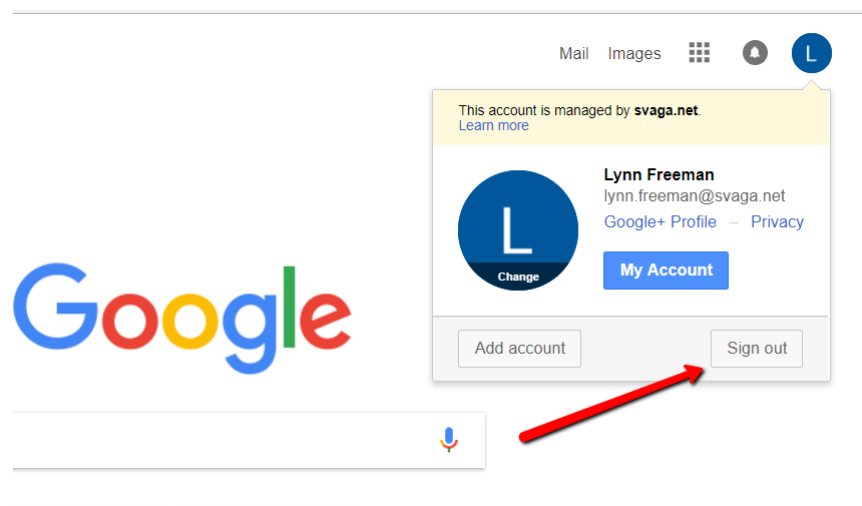
**Step 1: Go to Google and sign in to your APS Google Account. Username: [apsusername@apsk12.org](mailto:apsusername@apsk12.org)  
Password: regular aps network password (5 numbers)**



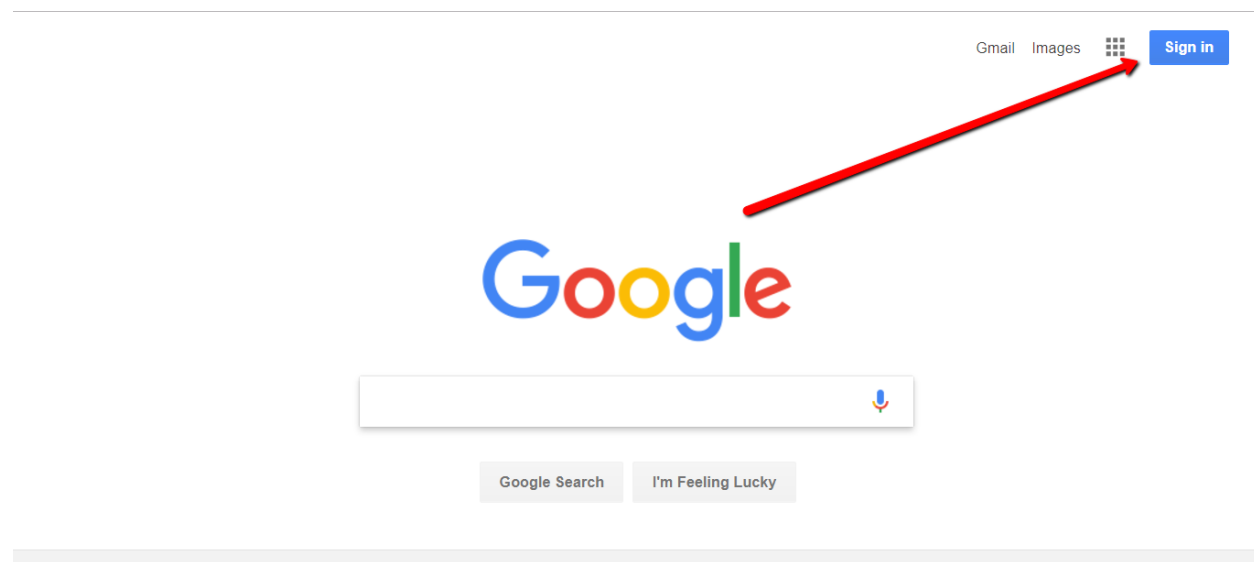
If you do NOT see a sign in button, you are already signed in to Google. Hover over the icon to see which Google account is being used. If it is NOT your APS account, double click the icon to bring up a dialogue box to sign out of the current Google account being used.



If it is **NOT** your apsk12.org account, double click the icon to bring up this dialogue box to sign out. Double click the Sign Out box to sign out of the current Google account.



A BLUE sign in button will appear

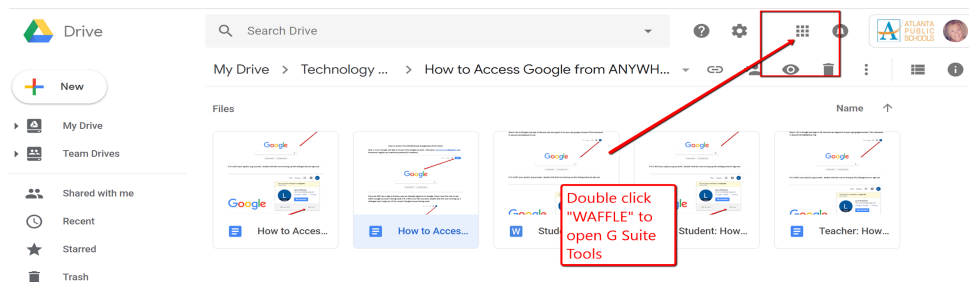


Sign in info is:

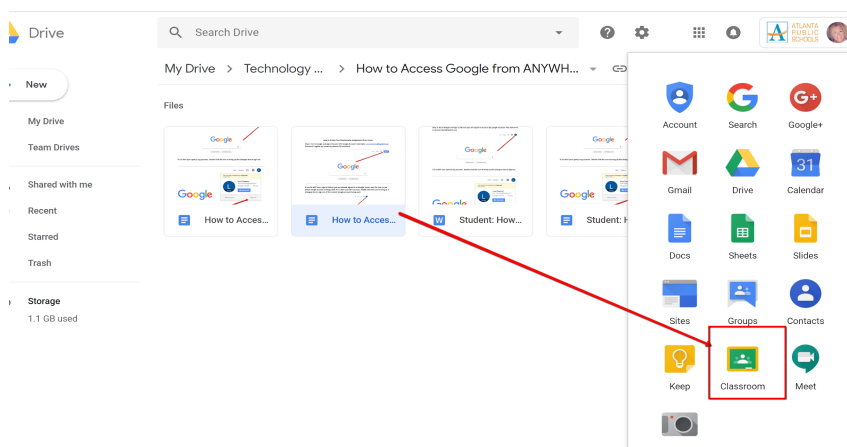
Username: \_\_\_\_\_@apsk12.org

password: \_\_\_\_\_ (5 numbers)

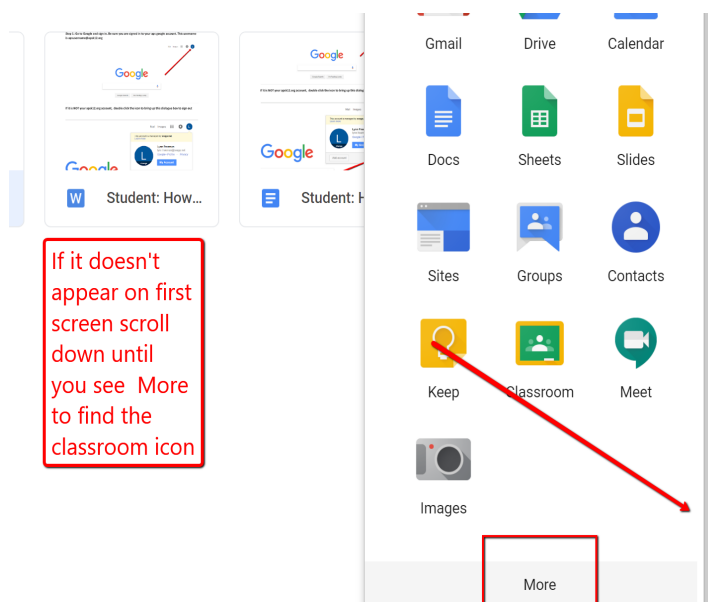
## Step 2: Go to “WAFFLE” and Select Google Classroom



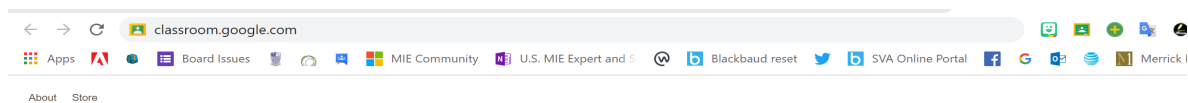
## Double click the Google Classroom icon to open



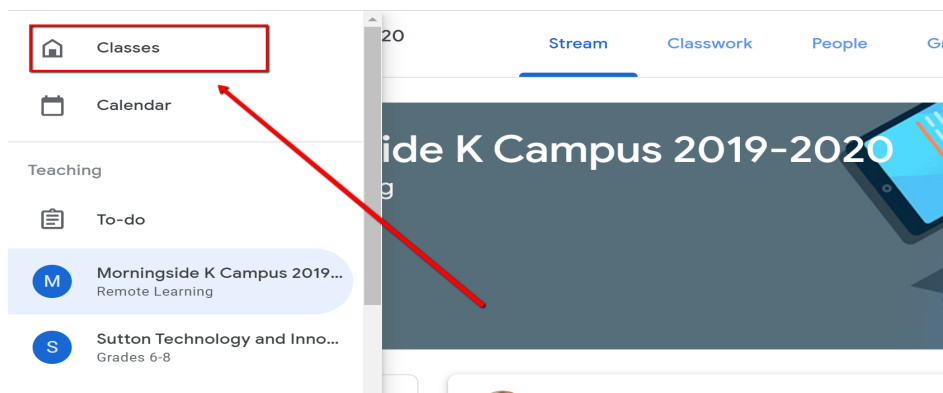
If it doesn't appear in the first screen, you may have to use the scroll down bar until you see the option More to advance to next screen of choices



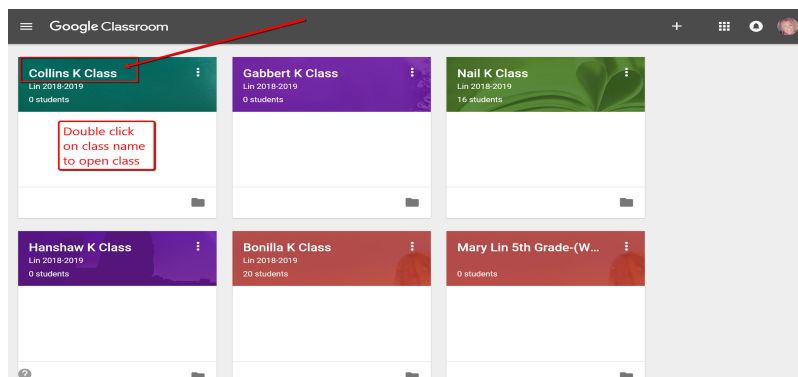
If it still does NOT appear, type [classroom.google.com](https://classroom.google.com) in the address bar:



**Step 3:** All Google classrooms will appear on the student's Home Classroom screen. To access the HOME screen, go to the 3 horizontal lines on the left and choose the Classes HOME option



To open a classroom, double click on the Classroom's Name (*top line*)



**Step 4: Go to Classwork, Choose a TOPIC, and double click to open the assignment.**

All topics

Reading










ELA

Math

Science, Social Stud...

Kinder Resources

## Reading

	Letter sounds practice video	Draft	
	Trick words videos with audio	Draft	
	Trick Word Lists	Draft	
	Daily Trick Word Practice	Draft	
	Trick word activities	Draft	