

Accessing Student Email

① Open Google Chrome



② Go to myBackpack by navigating to this website

<https://mybackpack.apsk12.org>

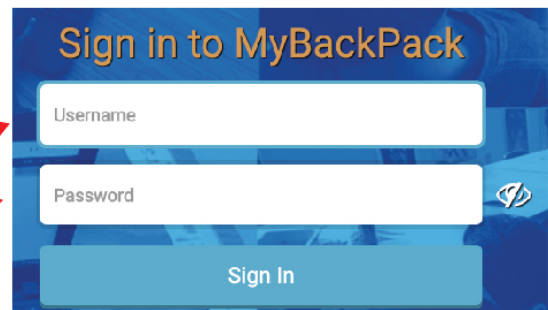
③ Your child should log into myBackpack using their password and username.

Example

77931

Example

jsmith5489




Sign in to MyBackPack

Username


Password

Sign In

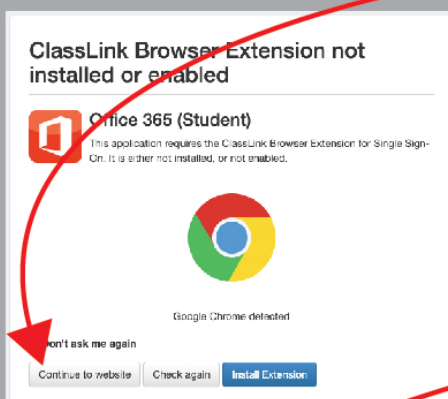
④ Click Office 365 (Student)



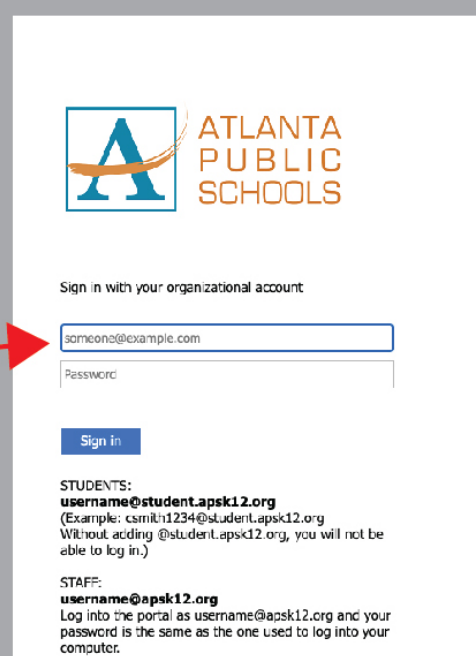
⑤ Click Outlook to check student email



If you encounter this screen click on continue.



yourusername@student.apsk12.org



ATLANTA PUBLIC SCHOOLS

Sign in with your organizational account

Sign in

STUDENTS:
username@student.apsk12.org
(Example: csmith1234@student.apsk12.org
Without adding @student.apsk12.org, you will not be able to log in.)

STAFF:
username@apsk12.org
Log into the portal as username@apsk12.org and your password is the same as the one used to log into your computer.