



ATLANTA
PUBLIC
SCHOOLS

Board Retreat - Goals

May 2021



ATLANTA PUBLIC SCHOOLS
DATA + INFORMATION GROUP
We dig data.

Literacy Growth Goal

- The percentage of 3-8 students scoring proficient or above in reading will increase from 36.9% in August 2019 to 46.4% in August 2025.

$$\text{Literacy Goal} = \text{Literacy Baseline}_{2019} + \text{Total Growth Expectations}$$

$$\text{Literacy Goal} = 36.9 + \text{Total Growth Expectations}$$

$$\text{Total Growth Expectations} = (100 - \text{baseline}_{2019}) * \text{Percent Growth} * \text{Number of Years}$$

$$\text{Total Growth Expectations} = (100 - 36.9) * 3\% * 5 \text{ years}$$

$$\text{Total Growth Expectations} = (63.1) * 3\% * 5 \text{ years}$$

$$\text{Total Growth Expectations} = 1.89 * 5 \text{ years}$$

$$\text{Total Growth Expectations} = 9.465$$

$$\text{Literacy Goal} = 36.9 + 9.465$$

$$\text{Literacy Goal} = 46.4\%$$

Numeracy Growth Goal

- The percentage of 3-8 students scoring proficient or above in math will increase from 35.0% in August 2019 to 44.8% in August 2025.

$$\text{Numeracy Goal} = \text{Numeracy Baseline}_{2019} + \text{Total Growth Expectations}$$

$$\text{Numeracy Goal} = 35.0 + \text{Total Growth Expectations}$$

$$\text{Total Growth Expectations} = (100 - \text{baseline}_{2019}) * \text{Percent Growth} * \text{Number of Years}$$

$$\text{Total Growth Expectations} = (100 - 35.0) * 3\% * 5 \text{ years}$$

$$\text{Total Growth Expectations} = (65) * 3\% * 5 \text{ years}$$

$$\text{Total Growth Expectations} = 1.95 * 5 \text{ years}$$

$$\text{Total Growth Expectations} = 9.75$$

$$\text{Numeracy Goal} = 35.0 + 9.75$$

$$\text{Numeracy Goal} = 44.8\%$$

Post-Graduation Preparedness Goal

- Increase the percentage of high school students who graduate prepared for their next step as demonstrated on a multi-dimensional assessment based on the Profile of a Graduate.

College Readiness Goal

- The percentage of high students who score at the college and career readiness level on career pathway assessments, IB, AP, Dual Credit, ACT or SAT, work based learning, or entering TCSG/USG without needing remediation will increase from 51.52% in October 2019 to 61.21% by October 2025.

College Readiness Goal = College Readiness Baseline₂₀₁₉ + Total Growth Expectations

College Readiness Goal = 51.52. + Total Growth Expectations

*Total Growth Expectations = (100 – baseline₂₀₁₉) * Percent Growth * Number of Years*

*Total Growth Expectations = (100 – 51.52) * 4% * 5 years*

*Total Growth Expectations = (48.48) * 4% * 5 years*

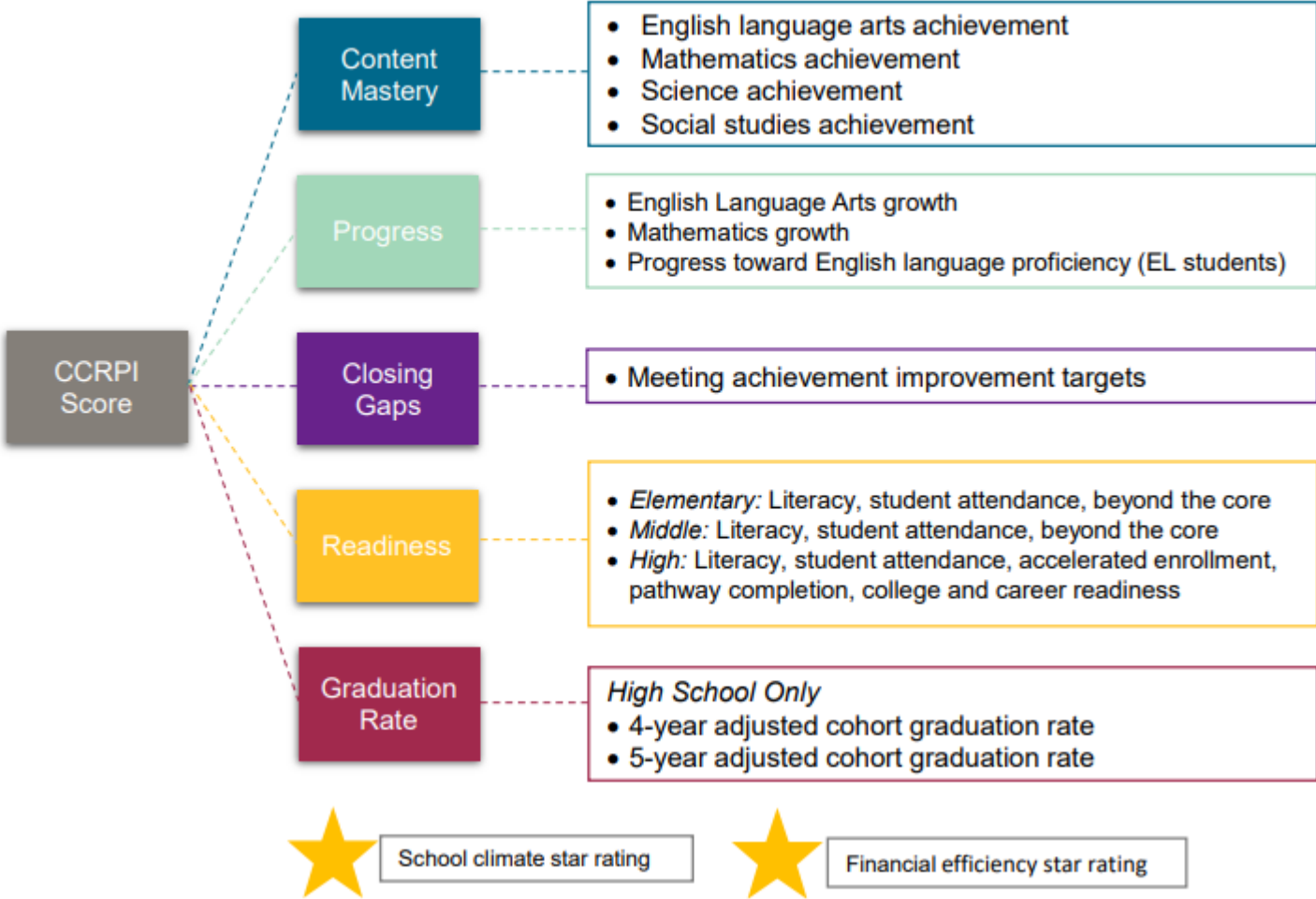
*Total Growth Expectations = 1.9 * 5 years*

Total Growth Expectations = 9.7

College Readiness Goal = 51.52 + 9.7

College Readiness Goal = 61.21%

GaDOE's CCRPI



Goal 4 – College and Career Readiness

Defined locally by-

1. Percent of 12th-grade students entering TCSG/USG without needing remediation or
2. Achieving a readiness score on the ACT, SAT, two or more AP exams, or two or more IB exams or
3. Passing a pathway- aligned end of pathway assessment (EOPA) resulting in a national or state credential or
4. Completing a work-based learning program or
5. Earning credit for accelerated enrollment via Dual Enrollment

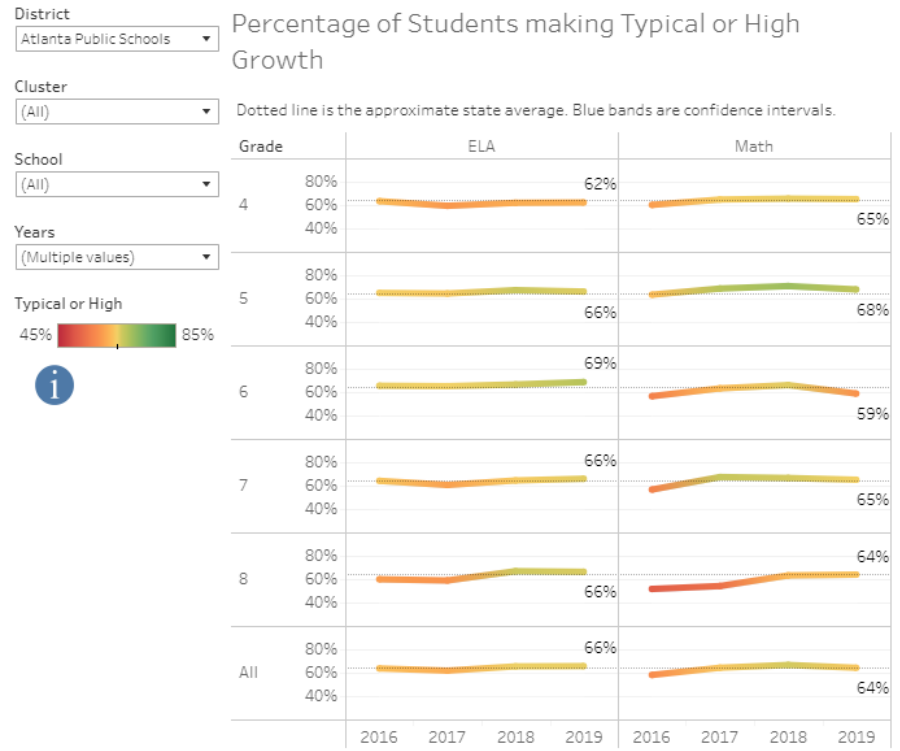
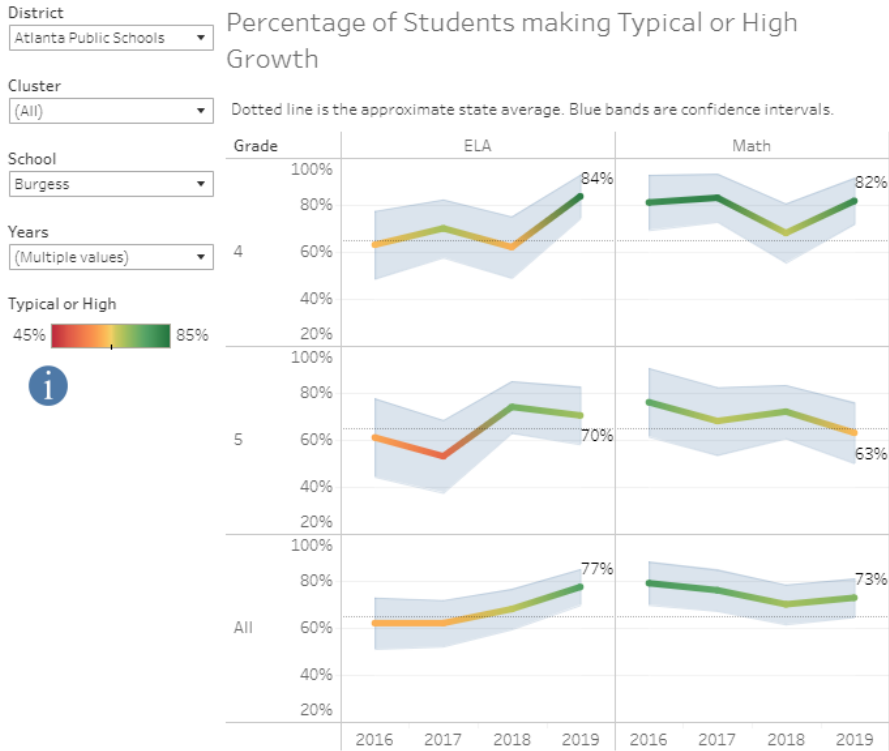
Was 51.52% in October of 2019 and should increase to 61.21% by October 2025.

Goal 4 – Timeline Details

- SY 2021 → Released ~Oct 2021
 - 12th graders Accelerated enrollment from Dual Enrollment
- SY2022 → Released ~Oct 2022
 - Same 12th graders from SY2021
 1. Percent of 12th-grade students entering TCSG/USG without needing remediation;
 2. Achieving a readiness score on the ACT, SAT, two or more AP exams, or two or more IB exams;
 3. Passing a pathway- aligned end of pathway assessment (EOPA) resulting in a national or state credential;
 4. Completing a work-based learning program.

Goal 4 combined from these indicators.

GaDOE's CCRPI – Progress (Growth)



GaDOE's CCRPI – Progress (Growth)

Information about the interaction between student growth and status-based achievement were used to set the following student growth levels:

- Low: 1-34
 - Typical: 35-65
 - High: 66-99
-
- A student who demonstrates low growth generally will struggle to maintain his or her current level of achievement.
 - A student who demonstrates typical growth generally will maintain or improve academically.
 - A student who demonstrates high growth generally will make greater improvements academically.