



HENRY LOUIS "HANK" AARON ACADEMY

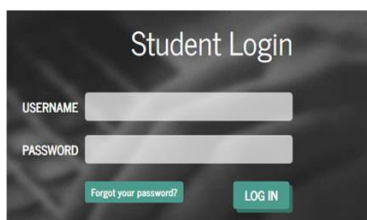
EDGEUNITY INSTRUCTION "CHEAT SHEET" FOR STUDENTS

Accessing Courses

1. Log in to <https://learn.edgenuity.com> and click the **Students** button. Or follow your teacher's login instructions if they are different.



2. On the login screen:
 - Enter the **username** and **password** provided to you by your teacher.
 - Click the **Log In** button.

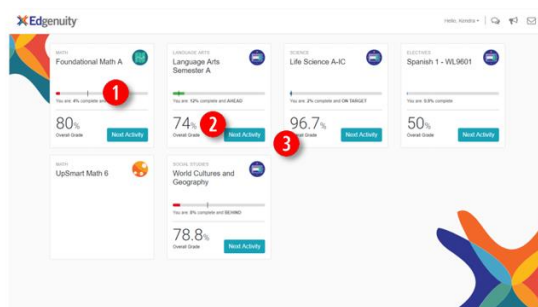


ACCESSING YOUR COURSES

(USE YOUR APS LOGIN AND LUNCH NUMBER AS YOUR PASSW)

Your Home Page

1. Here you see a list of all courses assigned to you, along with your current progress and course grade.
2. Click on the **title** of the course to explore the course map.
3. Or, click any blue **Next Activity** to begin working immediately in the course.



- 1 A progress bar shows your current progress. It also displays target progress if a start and target date have been assigned to the course by your teacher. This progress bar is blue if you are on track, green if you are ahead, and red when you start to fall behind.
- 2 The course tiles will also show you the current grade in each of your courses.
- 3 The icons at the top of each tile indicate the type of Edgenuity program you are assigned:

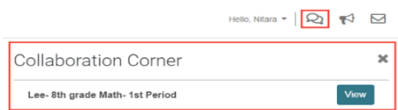


YOUR HOME PAGE IN EDGEUNITY

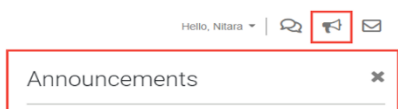
Communication Tools

Often times a district, school, and teacher want to reach out with important information. Edgenuity also wants you to be able to reach out to your teacher and collaborate with others in your class. Let's take a look at the three different ways this can be done.

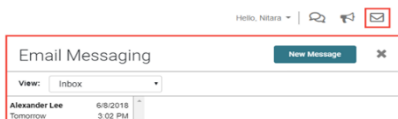
1. **Collaboration Corner:** a discussion thread set up by an educator to allow you to interact in group discussions with other classmates.



2. **Announcements:** find information from your district or school.



3. **Email:** communicate directly with your teacher.



EMAIL YOUR TEACHER OR COUNSELOR

Look in the top right-hand corner of your home page for the envelope. Select the envelope using your mouse or touchscreen and email your counselor or teacher.



HENRY LOUIS "HANK" AARON ACADEMY

EDGENUITY INSTRUCTION "CHEAT SHEET" FOR STUDENTS

Student Reports

You have access to several reports that are helpful for staying on track to complete your coursework, view your progress, and monitor your own grades.

1. **Course Report:** provides detailed information about all activities assigned to you within a selected course. Access the Course Report by clicking the button on the top right within the **Course Map**.

The Course Report also serves as an assignment calendar. Print this report and check off each of your assignments as you work through the course!

Life Science A-IC

Course Map

UNIT: NATURE OF SCIENCE

Scientific Knowledge

- SEP 5 Warm-Up: Get ready for the lesson. Your Time: 5m 15s
- SEP 5 Instruction: How does scientific knowledge develop and progress? Your Time: 41m 20s
- SEP 5 Summary: Review and connect what you learned. Your Time: 43s
- SEP 5 Assignment: Review the development of scientific knowledge. 90% Your Time: 2m 21s
- SEP 6 Quiz: 100% Your Time: 2m 15s

Scientific Inquiry

Nature of Science

- Scientific Knowledge
- Scientific Inquiry
- Hypothesis, Theories, and Laws
- Measurement
- Analyzing Data
- Unit Test
- Living Things
- Cell Structure
- Genetics
- Evolution
- Cumulative Exam

Carla Smith

Progress Report: AZ-Common Core Mathematics 6 A
Grade: 6



Created On: 07/25/2018, 07:02 PM
Start Date: 07/25/2018 End Date: 10/09/2018

Activity	Due	First Attempt	Submitted	Attempts	Total Time	Category	Score
Unit: Understanding Ratios and Rates							
Lesson: Describing Part-to-Part Relationships							
Warm-Up	7/25/2018	7/25/2018	7/25/2018	1	6m 35s		
Instruction	7/25/2018	7/25/2018	7/25/2018	1	23m 37s		
Summary	7/25/2018	7/25/2018	7/25/2018	1	1m 37s		
Assignment	7/25/2018	7/25/2018	7/25/2018	1	2m 40s	Assignment	93.8%
Quiz	7/26/2018	7/25/2018	7/25/2018	1	2m 8s	Quiz	100%
Lesson: Using Ratio Notation							
Warm-Up	7/26/2018	7/25/2018	7/25/2018	1	11m 51s		
Instruction	7/26/2018						
Summary	7/26/2018						
Assignment	7/28/2018					Assignment	0%
Quiz	7/28/2018					Quiz	--
Lesson: Equivalent Ratios							
Warm-Up	7/28/2018						
Instruction	7/29/2018						
Summary	7/29/2018						
Assignment	7/29/2018					Assignment	0%