



PSAT™ 8/9

Prepare for the
PSAT™ 8/9 at
Hollis
Innovation
Academy



Contents

- 01** What Is the PSAT 8/9?
- 02** When Is the PSAT 8/9?
- 03** Skills Tested on the PSAT 8/9
- 04** How to Prepare for the PSAT 8/9
- 05** Resources

What Is the PSAT 8/9?

1

Key Facts

- The PSAT 8/9 is offered to 8th- and 9th-grade students, testing the same knowledge and skills as the SAT[®], PSAT/NMSQT[®], and PSAT[™] 10 in a way that makes sense for the student's grade level.
- The PSAT 8/9 establishes a baseline of college readiness to help educators and students figure out what students need to work on most so they are ready for college when graduating from high school.
- Scores for the SAT Suite of Assessments (SAT, PSAT/NMSQT, PSAT 10, and PSAT 8/9) are reported on a common vertical scale, allowing educators and students to measure progress.
- Test length: 2 hours and 25 minutes.
- There's no penalty for guessing or blank responses, also known as "rights-only scoring."


Benefits of the PSAT 8/9



Establishes a baseline measurement of college and career readiness.



Gives students comprehensive feedback on test performance and which academic skills they should work to improve.



Tests the same skills and knowledge as the SAT, PSAT/NMSQT, and PSAT 10—in a way that makes sense for each grade level.




Information on majors and career exploration with College Board and Roadtrip Nation®

When Is the PSAT 8/9?

2

PSAT 8/9 Test Date



Tuesday
October 26, 2021

3

Skills Tested on the PSAT 8/9

Skills Tested


- Each test assesses the academic skills that students have developed primarily through their coursework.
- These skills are considered essential for high school, college, and career success.



Reading Test



Writing and Language Test



Math Test



Reading Test

- 5 passages
- 42 passage-based questions;
55 minutes

Quick Facts

- All questions are multiple choice and based on passages.
- Some passages are paired with other passages or informational graphics such as graphs and tables.
- No mathematical computation is required.
- Topic-specific prior knowledge is never tested.
- The Reading Test is part of the Evidence-Based Reading and Writing section.

Reading Test

What to Expect

In the Reading Test, students will encounter questions like those asked in a lively, thoughtful, evidence-based discussion.





Writing and Language Test

- 4 passages
- 40 passage-based questions;
30 minutes

Quick Facts

- All questions are multiple choice and based on passages.
- Some passages are paired with informational graphics such as graphs and tables.
- No mathematical computation is required.
- Topic-specific prior knowledge is never tested.
- The Writing and Language Test is part of the Evidence-Based Reading and Writing section.

Writing and Language Test

What to Expect

The Writing and Language Test puts students in the active role of an editor who is improving a written passage. Most questions ask students to decide which, if any, of the alternatives to an underlined portion of a passage most improves it.





Math Test

- 2 test sections; 60 minutes
- 38 questions (31 multiple choice, 7 student-produced responses)

Quick Facts

- Most math questions will be multiple choice, but some will be student-produced responses.
- The Math Test is divided into 2 portions:
Math Test – No Calculator
and Math Test – Calculator.
- Some parts of the test will present a scenario and then ask several questions about it.

Math Test

What to Expect

The Math Test focuses on the math that matters most for college and career readiness. To succeed on the Math Test, students will need to demonstrate mathematical practices, such as problem solving and using appropriate tools strategically.






Math Section

Math Test – Calculator

Students: Know Your Calculator


- A scientific or graphing calculator is recommended.
- Students should bring a familiar calculator. Test day is not the time to figure out how to use a new calculator.





Math Section

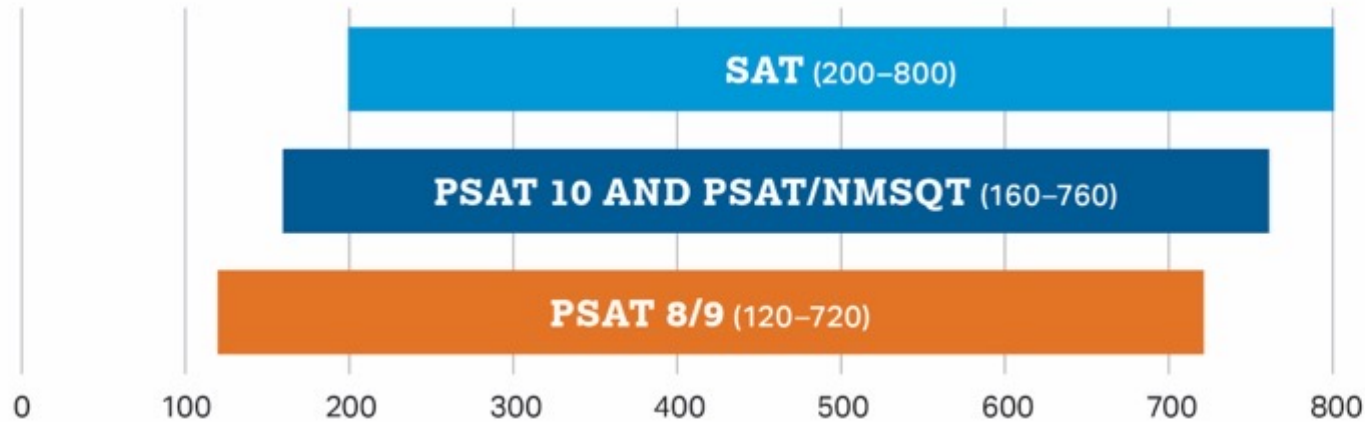
Math Test – Calculator



Additional Calculator Tips for Students

- Don't try to use your calculator on every question—no question requires one.
- Decide how to solve each problem; then decide whether to use a calculator.
- Make sure your calculator is in good working order with fresh batteries.
- Students will not be permitted to use laptops or other computers, tablets, cell phones or smartphones, etc. Please reference the student guide for a complete list of prohibited items.

How Does the PSAT 8/9 Connect to the PSAT 10, PSAT/NMSQT, and SAT?



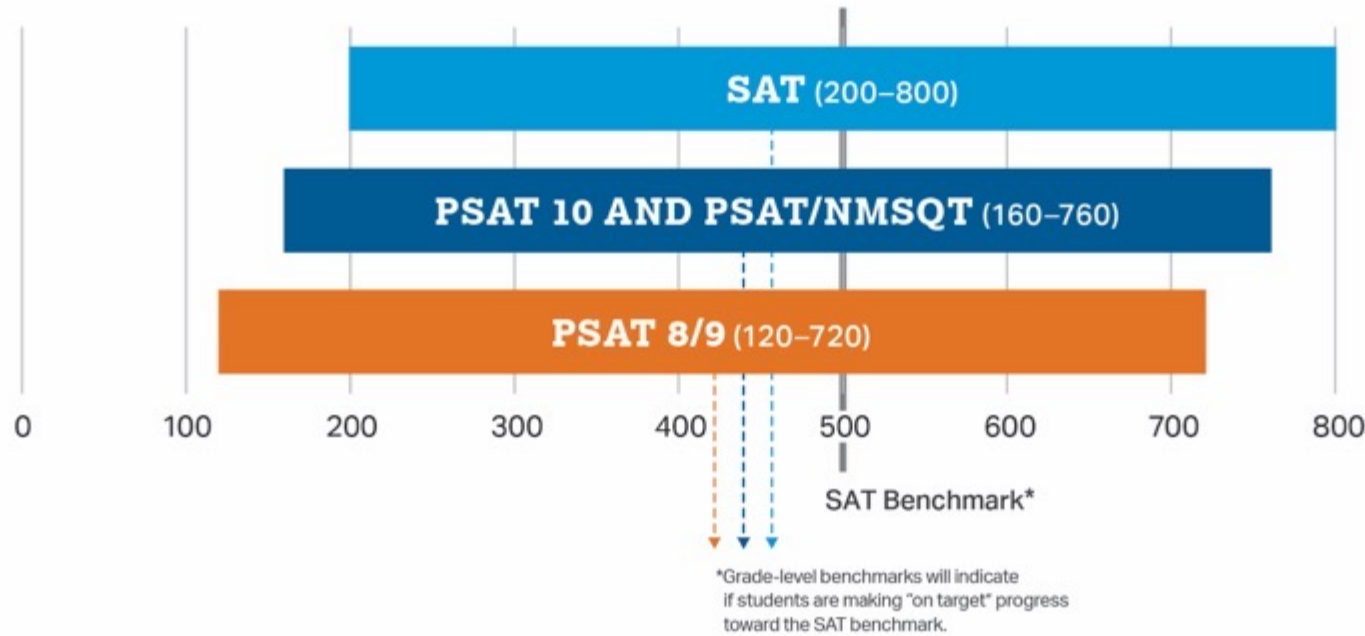
Content and Domain Alignment

All tests in the SAT Suite are aligned to the same research backbone and focus on the same domain of knowledge and skills.

Scoring

All tests in the SAT Suite are on a common score scale that provides consistent feedback, enabling teachers to adjust instruction to better support students who are ahead or behind.

How Does the PSAT 8/9 Connect to the PSAT 10, PSAT/NMSQT, and SAT?



The score students get on the PSAT 8/9 is the same score they would have gotten on the PSAT 10, PSAT/NMSQT, or SAT if they'd taken it on the same day.

How to Prepare for the PSAT 8/9

4

Know How the PSAT 8/9 Is Scored

Rights-Only Scoring

- 1 point for each correct answer
- No points deducted for incorrect answers or unanswered questions

Math Student-Produced Responses

- Enter answers as (reduced) fractions or decimals.
- If rounding a decimal, make sure to enter as many characters as are allowed.

Scale

- 120–720 for each test section
- 240–1440 for the total score



Personalized Skills Information

The PSAT 8/9 Score Report

- Contains information to help students improve academic skills.
- Lists skills that students have the best chance of improving with additional work.


Preparation Starts in School

Read

Continuous reading improves vocabulary and develops essential skills.

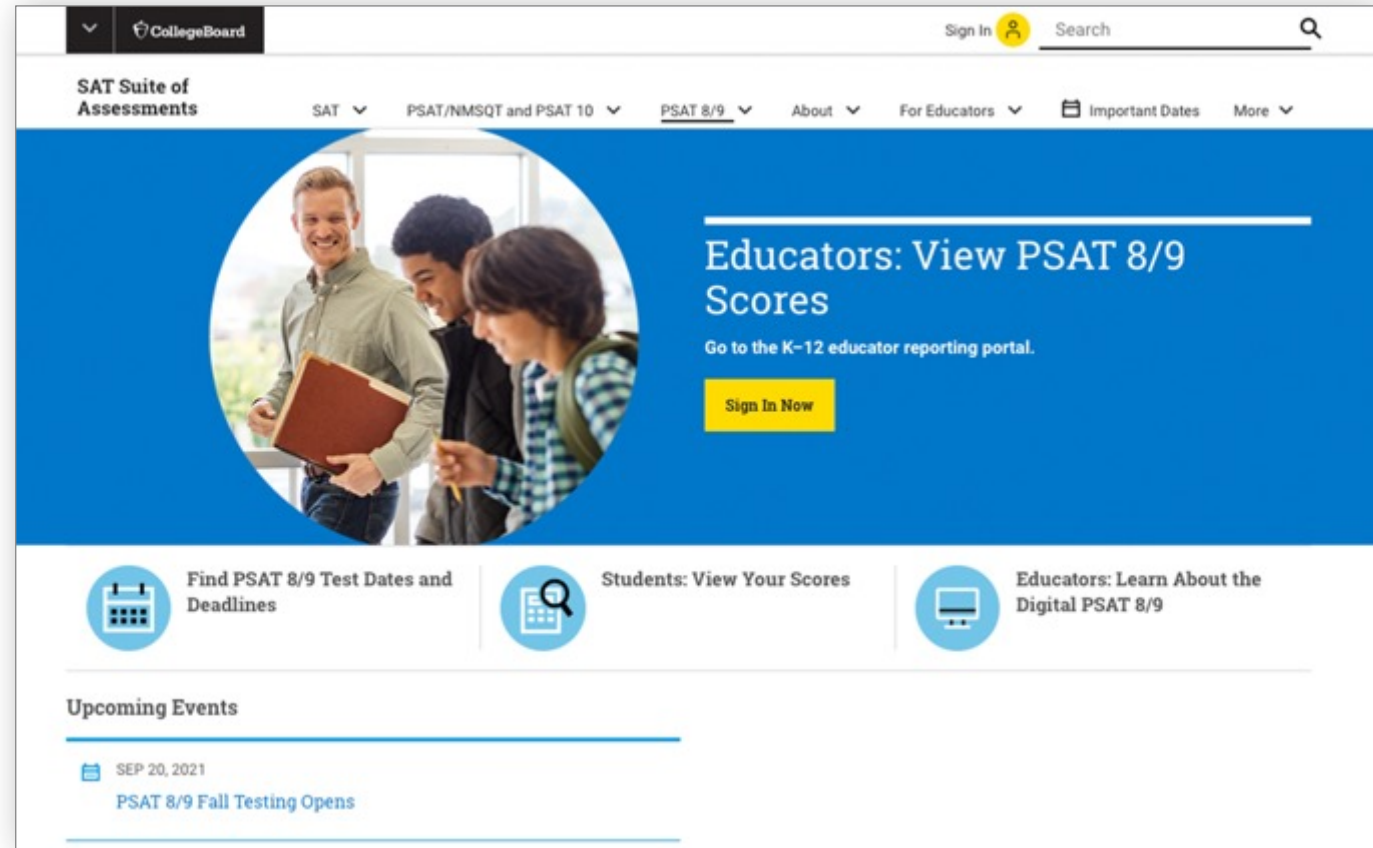
Take Challenging Courses

This help students develop and strengthen their critical thinking skills.



Resources

For general information about the PSAT 8/9, please visit psat.org/8-9



The screenshot shows the CollegeBoard website for the PSAT 8/9. At the top, there is a navigation bar with the CollegeBoard logo, a 'Sign In' button with a user icon, and a search bar. Below this is a secondary navigation bar with 'SAT Suite of Assessments' and dropdown menus for 'SAT', 'PSAT/NMSQT and PSAT 10', 'PSAT 8/9', 'About', 'For Educators', 'Important Dates', and 'More'. The main content area features a large blue banner with a circular image of three students looking at a folder. To the right of the image, the text reads 'Educators: View PSAT 8/9 Scores' and 'Go to the K-12 educator reporting portal.', with a yellow 'Sign In Now' button. Below the banner are three circular icons with text: 'Find PSAT 8/9 Test Dates and Deadlines', 'Students: View Your Scores', and 'Educators: Learn About the Digital PSAT 8/9'. At the bottom, there is an 'Upcoming Events' section with a calendar icon, the date 'SEP 20, 2021', and the event 'PSAT 8/9 Fall Testing Opens'.