

# THE SAT

# VS

# THE ACT

- Fewer Geometry Questions
- More Time per Question
- No-calculator Math Section

## KEY Differences

- Lots of Geometry
- Faster Paced
- Tough Science Section



Overall Time

## TIMING & SCORING

Overall Time



Reading

65m

Writing

35m

Math  
(No Calculator)

25m

Math  
(Calculator)

55m

200 - 800 points

200 - 800 points

1-36

35m

Reading

1-36

45m

English

1-36

60m

Math

1-36

35m

Science

Total Points

400 - 1600

1 - 36

Total Points

Time per Question



Reading



Writing



Math

Time per Question



Reading



English



Math

# MATH

Number of Questions

SAT  
**58**

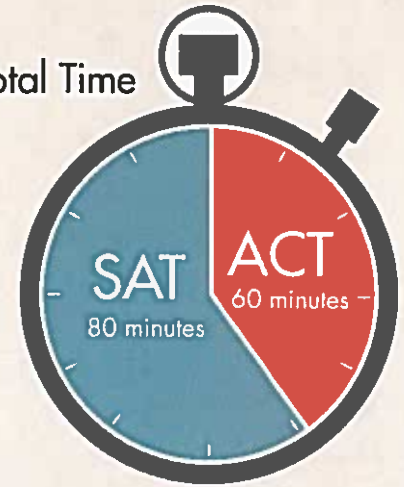
ACT  
**60**

Number of Sections

**2**  
SAT

**1**  
ACT

Total Time



Time Per Question



## Formulas

The **SAT** provides a reference table of common formulas.

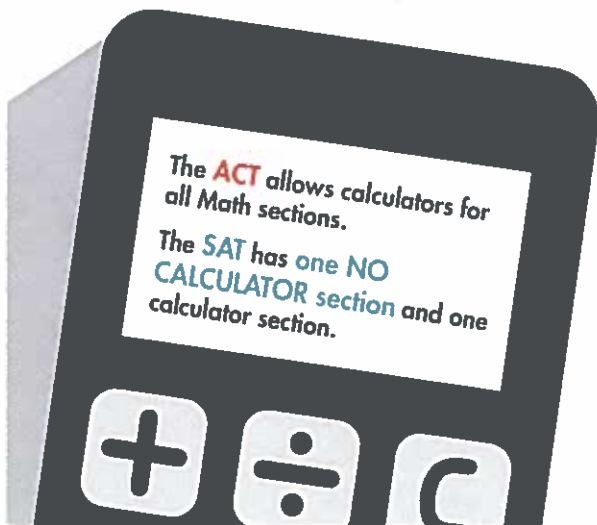
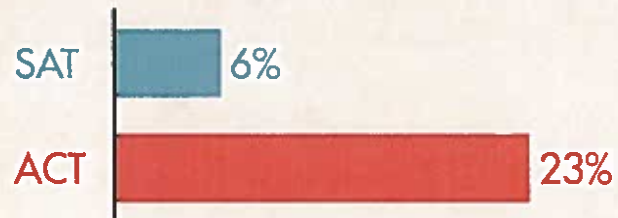
The **ACT does not provide** formulas for reference.



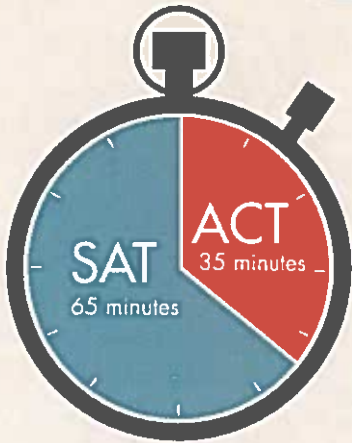
The SAT Math section includes **45** multiple choice questions and **13** student-produced response questions (i.e., fill-in questions).

## Geometry Focus

The ACT has a much greater emphasis on Geometry. In contrast, the SAT focuses more on Algebra, word problems, and "Data Analysis" questions that ask you to incorporate information from tables and charts into your calculations.



# READING



Total Time

## Time Per Question

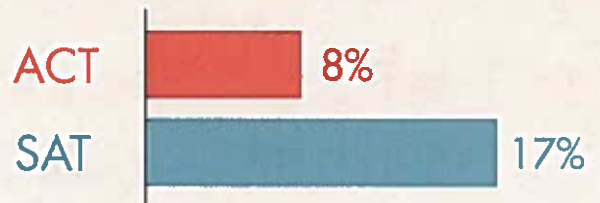


## Number of Questions



## Vocabulary

What percent of questions test vocabulary?



## Do the Reading sections have **Graphs and Charts?**

SAT



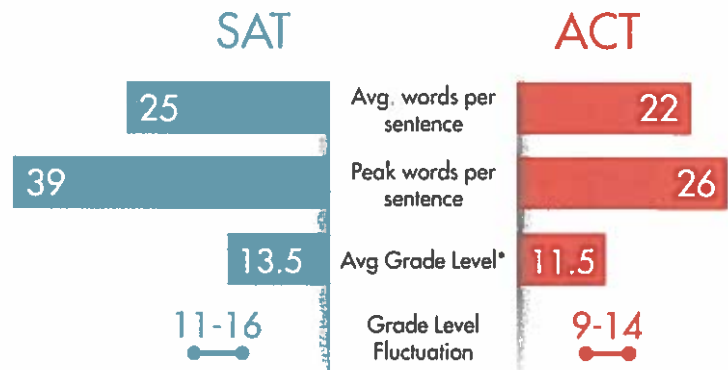
Yes, relating to two passages

ACT



No, only on the Science section

## Passage Complexity



\*Flesch-Kincaid readability assessment

## Number of Passages

SAT

5



comparison

## Topics Covered

- Literature
- Science (2)
- History/Soc. Studies (2)

ACT

4



comparison

- Prose/Fiction
- Humanities
- Social Science
- Natural Science

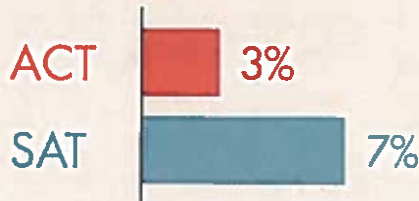
# WRITING/ENGLISH

Number of Questions

SAT **44** ACT **75**

## Vocabulary

What percent of questions test vocabulary?



Total Time

Time Per Question



Do the Reading sections have **Graphs and Charts?**

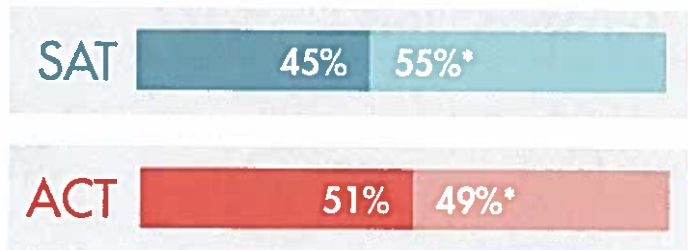


Yes, relating to two passages



No, only on the Science section

## GRAMMAR VS. RHETORICAL SKILLS



\*The difference between the 49% Rhetorical Skills on the ACT and 55% on the SAT feels even greater in practice, as the questions on the SAT require a fuller understanding of the passage.

Passage Complexity

