

Annual Capacity Review Process Kick Off

February 13, 2024



Problem Statement:

Three schools are/will be over 100% utilization over the next 5 years

School	Capacity	24-25	25-26	25-26	26-27	27-28	28-29	5-Year Avg
			Enrollment					
Woodson Park Academy (KK-08)	820	108%	914	111%	114%	115%	116%	113%
Midtown HS	1,600	107%	1,726	108%	105%	102%	100%	104%
Maynard Jackson HS	1,500	102%	1,531	102%	102%	101%	103%	102%

Annual Review Process

This process is in collaboration with Community Engagement

Year 1: (Example: 2023-24 SY)

October through December

- Final FTE counts in late October
- APS will update enrollment projections and capacity calculations and seek principal feedback (Nov – Dec)

January: Preliminary assessment of zone changes / school consolidations

- Operations will provide an annual “Enrollment/Utilization Report” on the February Board meeting as an information report

February – April: Redistricting process (if needed)

- If redistricting, public meetings from February through April.
- Note: this redistricting would take effect the Fall of the second year (not the immediately next fall; 14-18 months later).
- For example, for Feb –April 2024 redistricting process, this would take effect in August 2025
- Based on the feedback from the community, a recommendation is made to the Superintendent and Senior cabinet in mid-April

May: Board First Read of Superintendent's Recommendation (if redistricting is needed)

- Superintendent presents the final recommendation to the board for their consideration
- Public has an opportunity to provide their comments to the administration and Board

June: Board Final Vote on Superintendent's Recommendation (if redistricting is needed)

- Board votes on the Superintendents recommendation



Five- Year Projections, Capacity, Feedback

- Enrollment projections for next five school years are developed using historic enrollment trends, number of live births, and residential building permits
- Capacity is determined based on number of core classrooms
- Utilization at each school is calculated based on capacity and projected enrollment
- Enrollment projections and capacity are shared with principals in December of each year for review/feedback/appeal
- Revisions are made, if warranted

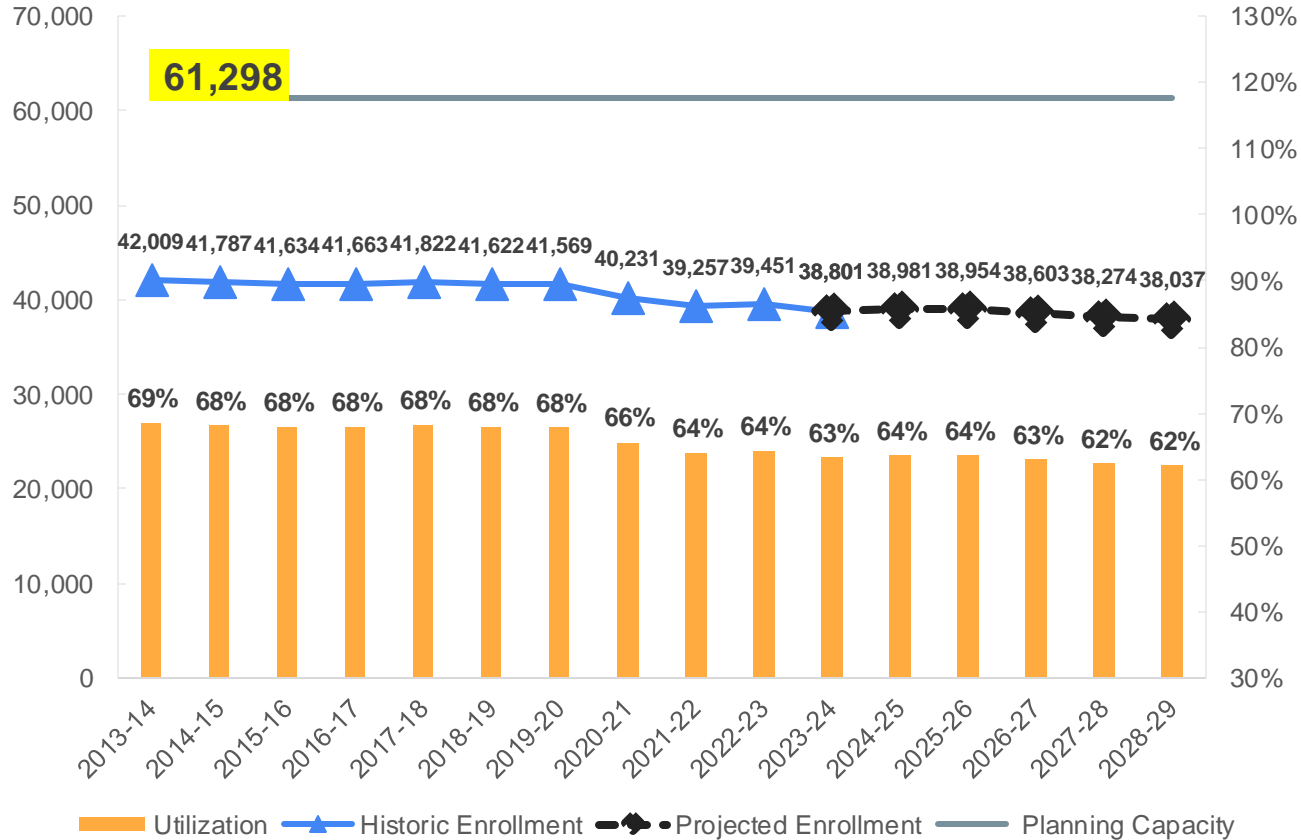
How we calculate capacity



- **Space use** (core vs. non-core) is determined during the design process (for new construction or renovations) in consultation with the principal, but may change over time to adapt to the school's needs
- **Core classrooms** that meet DOE required minimum square footages and can be used for a full-size class (21 for elementary, 24 for middle, 25 for high school)
- **Non-Core classrooms** serve a dedicated purpose and may or may not accommodate a full-size class, for example:
 - Elementary: Art, Labs, Media Center, Music, Gym/Multipurpose, Science/STEM/Tech Labs, Special Education (DSE)*, Pre-K (if applicable)
 - Middle School: Art, Auditorium, CTAE, Gym, Health, Media Center, STEM/Tech Labs, Special Education (DSE)*
 - High School: Art, Band, Career Labs, CTAE, Chorus, Dance, Drama, ESOL, Health, JROTC, Orchestra, Media Center, Theater, Special Education (DSE)*
- **Non-instructional spaces** (storage, locker rooms, cafeteria, etc.) are not included
- **Core classrooms** are multiplied by class sizes

*Special education (DSE) classrooms are not considered to be core as they are typically used for small groups or individualized education.

District Enrollment, Capacity and Utilization



*Excludes charter & non-traditional but includes Centennial Academy

Annual Review Process

This process is in collaboration with Community Engagement

Year 1: (Example: 2023-24 SY)

October through December

- Final FTE counts in late October
- APS will update enrollment projections and capacity calculations and seek principal feedback (Nov – Dec)

January: Preliminary assessment of zone changes / school consolidations

- Operations will provide an annual “Enrollment/Utilization Report” on the February Board meeting as an information report

February – April: Redistricting process (if needed)

- If redistricting, public meetings from February through April.
- Note: this redistricting would take effect the Fall of the second year (not the immediately next fall; 14-18 months later).
- For example, for Feb –April 2024 redistricting process, this would take effect in August 2025
- Based on the feedback from the community, a recommendation is made to the Superintendent and Senior cabinet in mid-April

May: Board First Read of Superintendent's Recommendation (if redistricting is needed)

- Superintendent presents the final recommendation to the board for their consideration
- Public has an opportunity to provide their comments to the administration and Board

June: Board Final Vote on Superintendent's Recommendation (if redistricting is needed)

- Board votes on the Superintendents recommendation





Utilization Categories and Triggers

Utilization Levels	Category	Trigger/Action
>100% in 2 or more of next 3 years (action needed)	Red	Triggers action
>95% in 1 or more of next 5 years	Yellow	Monitor annually
80-95% over next 3 years	Green	No action
65-80% over next 3 years	Blue	No action
<65% in 2 or more of next 3 years	Purple	Monitor annually until possible action in 2024-25 SY*

*No action is proposed for under-utilized schools (<65%) for the next 2 years. Annual review and potential proposals in 2024-25 SY would be in effect for Fall 2026 (if any action is taken)

Summary of Utilization Category, by Cluster

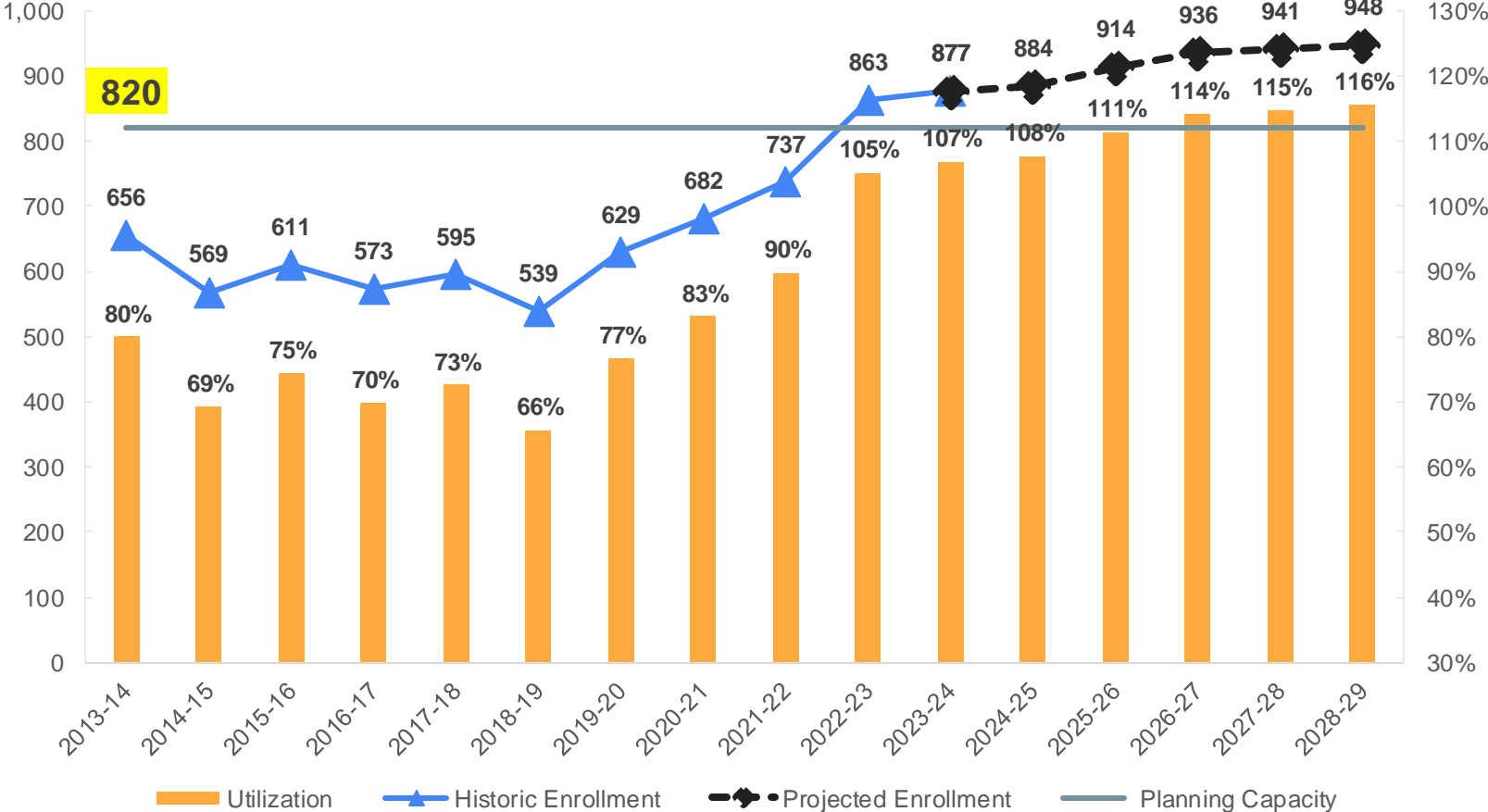
Cluster	Red (>100%, 2 of 3 years)	Yellow (>95%, 1 of 5 years)	Green (80-95% over 3 years)	Blue (65-80% over 3 years)	Purple (<65% in 2 of 3 years)	Total
Carver				3	5	8
Douglass	1			2	8	11
Jackson	1	1	2	1	3	8
Mays			1	1	5	7
Midtown	1	2	1	3	1	8
North Atlanta		1	1	5	5	12
South Atlanta					7	7
Therrell				2	4	6
Washington				1	4	5
District	3	4	5	18	42	72

Focus of Next Steps of Annual Review Process, 2023-24 SY (Effective Fall 2025)

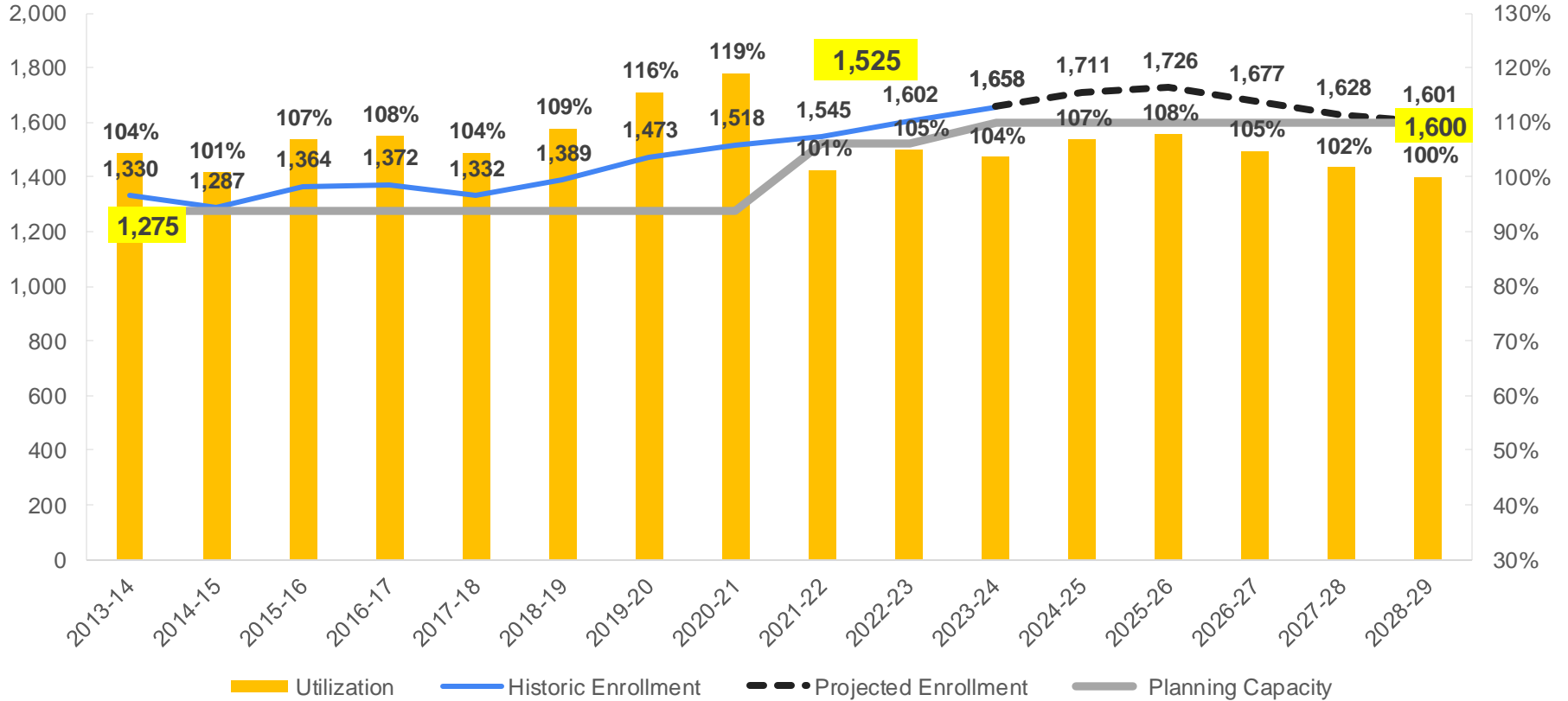
School	Capacity	24-25	25-26	25-26	26-27	27-28	28-29	5-Year Avg
			Enrollment					
Woodson Park Academy (KK-08)	820	108%	914	111%	114%	115%	116%	113%
Midtown HS	1,600	107%	1,726	108%	105%	102%	100%	104%
Maynard Jackson HS	1,500	102%	1,531	102%	102%	101%	103%	102%

Focus of options this Spring

Woodson Park Academy (KK-08)



Midtown HS

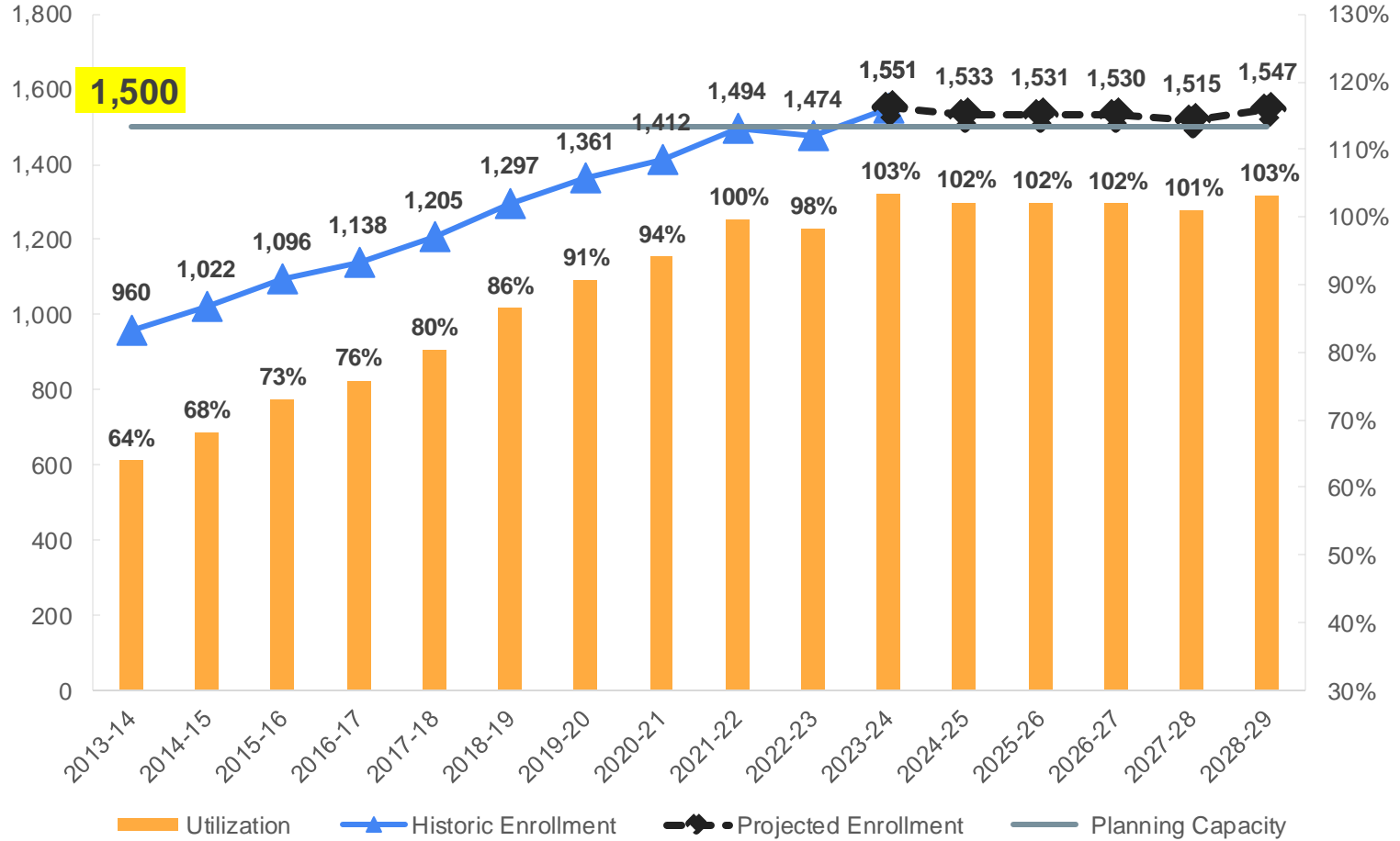


No. of Students in Midtown Cluster

Grade	2020-21	2021-22	2022-23	2023-24
6	482	427	450	429
7	450	505	423	428
8	420	452	500	425
9	416	487	494	518
10	382	382	436	457
11	360	391	374	409
12	457	339	371	360
Total	2,967	2,983	3,048	3,026

Enrollment dip at Midtown HS in the outer years is due to two large cohorts matriculating through the Cluster.

Maynard Jackson HS



Annual Review Process

This process is in collaboration
with Community Engagement

Year 1: (Example: 2023-24 SY)

October through December

- Final FTE counts in late October
- APS will update enrollment projections and capacity calculations and seek principal feedback (Nov – Dec)

January: Preliminary assessment of zone changes / school consolidations

- Operations will provide an annual “Enrollment/Utilization Report” on the February Board meeting as an information report

February – April: Redistricting process (if needed)

- If redistricting, public meetings from February through April.
- Note: this redistricting would take effect the Fall of the second year (not the immediately next fall; 14-18 months later).
- For example, for Feb –April 2024 redistricting process, this would take effect in August 2025
- Based on the feedback from the community, a recommendation is made to the Superintendent and Senior cabinet in mid-April

May: Board First Read of Superintendent's Recommendation (if redistricting is needed)

- Superintendent presents the final recommendation to the board for their consideration
- Public has an opportunity to provide their comments to the administration and Board

June: Board Final Vote on Superintendent's Recommendation (if redistricting is needed)

- Board votes on the Superintendents recommendation



The new transparent and clear annual review process includes administrative and district considerations at every level. These considerations impact a range of students and timeframes.



School

- Implement residency verification
- Review administrative transfer practices
- Reconfigure space utilization for increased efficiency (i.e. auditoriums)
- Review student schedule options (A&B Days, AM/PM schedules; Zero period)
- Review classroom use (core vs. non-core)
- Review student participation rates in ACCA, dual enrollment, study-abroad, early dismissal, early graduation, AVA



District

- Consideration for additional grade bands reconfiguring (example: Douglass 9th Grade Center)
- Create specialty programming to pull students from overcrowding schools
- Offer hybrid courses
- Increase access to ACCA
- Review district-level space requirements (example special education units, Pre-K)



Board

- Redistrict/Rezoning
- Building new buildings
- Bringing existing buildings back online
- Creating additional classroom space
- Review district-wide redistricting to address under-enrolled schools

Short-term

Long-term



Board Policy AD: School Attendance Zones

The Board has a policy (adopted January 9, 2023) which outlines criteria to consider when setting school attendance zones and making redistricting decisions:

Also sets "legacy decisions" in policy: Rising 5th, 8th, 11th and 12th grade students will be given the option of remaining at their present school through the highest grade of that school, as long as they provide their own transportation.

- **Utilization** (the ratio of available core classroom capacity to projected enrollment)
- **Proximity** (distance to elementary school, middle school and high school, while maximizing the number of students assigned to a school who are within the walk zone)
- **Traffic and safety patterns** within a geographic school zone
- **Past rezoning decisions** impacting a school or community (same students redistricted in last three years)
- **Neighborhood cohesion**, as identified by the City of Atlanta
- **Equity impacts**, including, but not limited to, access to instructional programs
- These **criteria** may be in conflict/compete with each other, so we must **balance** the considerations.

Annual Review Process

This process is in collaboration with Community Engagement

Year 1: (Example: 2023-24 SY)

October through December

- Final FTE counts in late October
- APS will update enrollment projections and capacity calculations and seek principal feedback (Nov – Dec)

January: Preliminary assessment of zone changes / school consolidations

- Operations will provide an annual “Enrollment/Utilization Report” on the February Board meeting as an information report

February – April: Redistricting process (if needed)

- If redistricting, public meetings from February through April.
- Note: this redistricting would take effect the Fall of the second year (not the immediately next fall; 14-18 months later).
- For example, for Feb –April 2024 redistricting process, this would take effect in August 2025
- Based on the feedback from the community, a recommendation is made to the Superintendent and Senior cabinet in mid-April

May: Board First Read of Superintendent's Recommendation (if redistricting is needed)

- Superintendent presents the final recommendation to the board for their consideration
- Public has an opportunity to provide their comments to the administration and Board

June: Board Final Vote on Superintendent's Recommendation (if redistricting is needed)

- Board votes on the Superintendents recommendation



Next Steps



How Do We Engage?



Overall Timeline

February

Data Overview

March

2-3 Scenarios

April

1 Draft
Recommendation

May

Board First Read
(if needed)

June

Board Second Read
(if needed)

Any redistricting or rezoning recommended would not go into effect until Fall 2025.

February 13

Noon (virtual)
6pm (virtual)

March 7

5:30pm
Woodson Park Academy

March 14

6pm
John Lewis Invictus Academy

March 21

5pm
Virtual
Douglass Cluster Advisory Team

April 9-11

TBD
(Community Meetings)

April 15-19

TBD
(Outreach)

May 6

Board Meeting

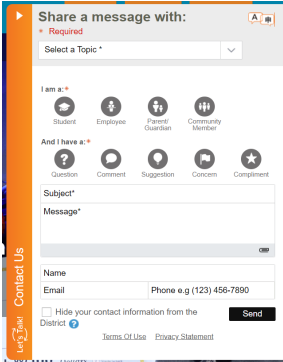
June 3

Board Meeting

Charge to the Community

Please share this information and the upcoming meetings schedule with your communities

Let's Talk



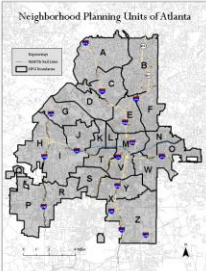
The screenshot shows a web form titled "Let's Talk" with a vertical orange sidebar on the left that says "Contact Us". The form is titled "Share a message with:" and includes a "Required" field for "Select a Topic". Below this, there are two rows of icons representing different user roles: "I am a" (Student, Employee, Parent/Guardian, Community Member) and "And I have" (Question, Comment, Suggestion, Concern, Compliment). The form also has fields for "Subject*", "Message*", "Name", "Email", and "Phone e.g (123) 456-7890". A "Send" button is at the bottom right, and there are links for "Terms Of Use" and "Privacy Statement" at the bottom left.

Community Meetings



Neighborhood Associations and GO Teams

GO TEAMS
STRONG SCHOOLS
START WITH ME!



Annual Review Process

Year 2: (Example: 2024-25 SY)

August – July: Transition, if approved rezoning

- If approved by Board, district develops a transition plan

Year 3: (Example: 2025-26 SY)

August: Implementation of rezoning (if needed and approved)



Q & A

Contact Us

Dan Drake

Senior Executive Director
Facilities Services

daniel.drake@apsk12.org


Travis Norvell

Chief Strategy Officer
Office of Strategy and Engagement

tnorvell@apsk12.org

▶


Share a message with:





* Required


Select a Topic * ▼

I am a: *



Student



Employee



Parent/
Guardian



Community
Member


And I have a: *


Question


Comment


Suggestion


Concern


Compliment

Subject*

Message*

Name


Email

Phone e.g (123) 456-7890

Hide your contact information from the District ?

Send

[Terms Of Use](#) [Privacy Statement](#)

Let's Talk!  Contact Us

Appendix

Annual Capacity Review Process Engagement

Next Steps



Impact: School Year 2024-2025



Woodson Park Academy

Capacity:
820 students

25-26 Projected Enrollment:
914 students

5-year Average Capacity Rate:
113%

Recommended Rezoning

Douglass Cluster Upcoming Engagements

March TBD
6pm
Woodson Park Academy

March TBD
6pm
John Lewis Invictus Academy

March TBD
Noon
Virtual



MH Jackson HS

Capacity:
1,500 students

25-26 Projected Enrollment:
1,531 students

5-year Average Capacity Rate:
102%

No Recommended Rezoning



Midtown HS

Capacity:
1,600 students

25-26 Projected Enrollment:
1,726 students

5-year Average Capacity Rate:
104%

No Recommended Rezoning

Midtown HS Utilization

