

1. **ZOOM:**

[How to Authenticate on a Chromebook](#)

[How to Authenticate in an iPad](#)


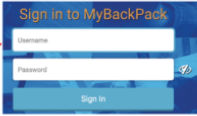

2. **How to Access My Backpack from Home:**

a. Go to this site: <https://launchpad.classlink.com/atlanta>

b. Login with APS Username/ APS password

Accessing myBackpack


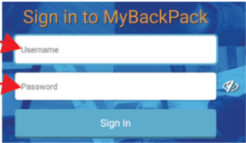

On A Computer (and Chromebook)

- 1 Open Google Chrome 
- 2 Go to myBackpack by navigating to this website
<https://mybackpack.apsk12.org>
- 3 Your child should log into myBackpack using their password and username.
Example 77931
Example jsmith5489

- 4 

3. **Google Classroom:**

Accessing Google Classroom From Home

On A Computer (and Chromebook)

- 1 Open Google Chrome 
- 2 Go to myBackpack by navigating to this website
<https://mybackpack.apsk12.org>
- 3 Your child should log into myBackpack using their username & password.
Example jsmith5489
Example 77931

- 4 Click on the Google Classroom SSO icon.


4. How to Check Student Email:

Accessing Student Email

① Open Google Chrome



② Go to myBackpack by navigating to this website

<https://mybackpack.apsk12.org>

③ Your child should log into myBackpack using their password and username.

Example
77931

Example
jsmith5489

④ Click Office 365 (Student)



⑤ Click Outlook to check student email



If you encounter this screen click on continue.