

Third Grade "BOO"-ook Report

September 30, 2011

Dear Parents,


We are so excited to announce our first 3rd Grade project. In the month of October, we are celebrating reading with a SPOOK-tacular assignment. It is very similar to a book report, but students are going to get a chance to dress up like the main character while they tell the class all about the book they have read!

Students may choose any FICTION book. The project is broken up into six different parts, so that we can walk the students through the assignment. Every part will be started and worked on in class. Students may need to complete sections at home as well. Here is a timeline of dates so that you can help your child work towards their presentation to the class. Just be aware of these dates so you know when assignments are coming home or will be completed in class. Keep this somewhere in your house where your child will see it often! Please see the back for how they will be graded. Part 1 is coming home as well!

- **Tuesday, October 4th—Part 1 Due (Book Choice Form)**
- **Friday, October 7th—Part 2 Due (Character Map and Proposed Costume Form)**
- **Friday, October 14th—Book should be read completely!**
Part 3 Due (Vocabulary Form)
- **Tuesday, October 18th—Part 4 Due (Story Map/Summary)**
- **Thursday, October 20th—Part 5 Due (Book Recommendation Form)**
- **Wednesday, October 26th—Part 6 Due (Speaker's Notes). These are done in class. Speaker's notes will come home to be practiced from October 27th-31st if not sooner.**
- **Monday, October 31st—"BOO"ook Report Presentations in classrooms! Parents welcome for presentations. A "BOO" Brunch will follow the reports for the kids to celebrate their accomplishment! Teachers will contact parent volunteers to help set up this fun time for the class to enjoy.**

Thank you so much for your support at home. We look forward to seeing the children in costume on October 31st! **All you need to do now is start choosing a BOOtastic book!**
Assignments will be written in student agendas as the month progresses.

Happy Reading!
The Third Grade Teachers



Third Grade "BOO"ook Report

Part One: Book Choice Form
Due October 4th to your teacher!

As good readers in third grade, it is important that we choose books that are just right for our reading level and interests.

Your first task is to choose a book that is just right and bring it in on the due date listed above. Complete this form and turn it in when your teacher checks your book. Your teacher will be looking to make sure you choose a book that is just right for you and it is a book you can read in a week's time.

Your Name: _____

Book Title: _____

Author: _____

Book Level (if A.R.): _____ You can use www.arbookfind.com if you don't know.

Is this book easy, just right, or challenging for you? _____

Make sure you read a few pages first. If you had trouble with 5 or more words on a page,, it's probably not a just right book. If you found no words you did not know or did not have to stop and think about the meaning, it's probably too easy for you.

Why did you choose this book? (There can be many reasons) _____

Third Grade "BOO" Book Report

Part Two: Character Map and Costume Form—Page 1
Due October 7th to your teacher!

Your Name: _____

Please fill out the character map below about your main character in your book.

Character's Thoughts:

Character's Strengths:

Things s(he) does:

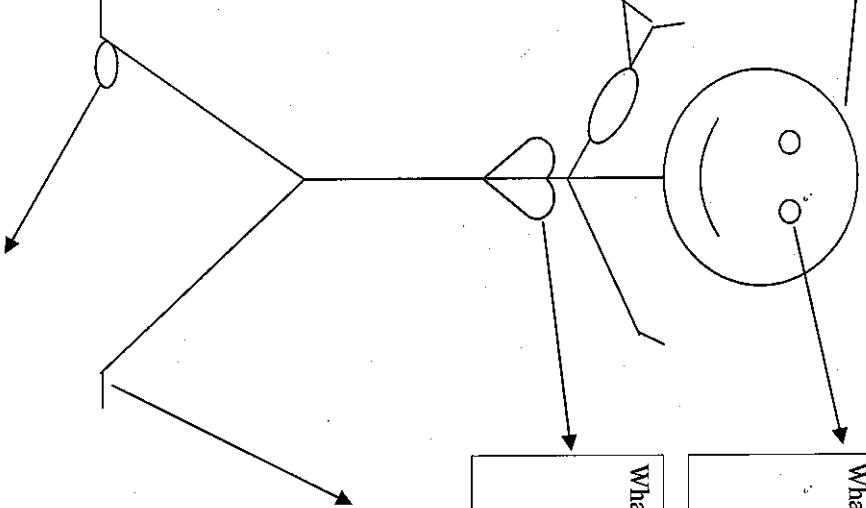
Character's weaknesses:

Character's Name: _____

What s(he) sees:

What s(he) feels:

Important places s(he) goes:



Third Grade "BOO"ook Report

Part Two: Character Map and Costume Form—Page 2

Due October 7th to your teacher!

Reminder: YOUR BOOK SHOULD BE COMPLETELY READ by Oct. 14th

Your Name: _____


Book Title: _____

On the day of my presentation, you will be dressing up as the main character in the story. You can even give the report AS the main character(s). This will help tell about the story to the audience. It is OK if your costume idea changes along this process. Make sure to use and reuse things around your house. You do not *need* to spend money!

Main Character: _____

On the day of the presentation I plan to wear the following:

Please draw a diagram of your planned outfit below. Label your diagram too!



Third Grade "BOO"ook Report

Part Three: New Vocabulary Words Form
Due October 14th to your teacher!
YOUR BOOK SHOULD BE COMPLETELY READ BY NOW!

Your Name: _____

Book Title: _____

When we read, we are constantly coming across new, interesting, or even challenging words. Part of your "BOO"-ook Report presentation is to teach the class new vocabulary words. Please write your four new words on this sheet. Define the word, illustrate its meaning (as used in the story), and use it in a new sentence. If you can write a synonym and antonym for these words, fill in that box as well. Not every word has them though!

Vocabulary Word 1	Definition:	Illustration	Synonym: Antonym
<u>New Sentence using word 1:</u>			
Vocabulary Word 2	Definition	Illustration	Synonym: Antonym
<u>New Sentence using word 2:</u>			

Third Grade "BOO"ook Report

Part Three: New Vocabulary Words Form Continued

Your Name: _____

Vocabulary Word 3	Definition:	Illustration	Synonym: Antonym
<u>New Sentence using word 3:</u> 			
Vocabulary Word 4	Definition	Illustration	Synonym: Antonym
<u>New Sentence using word 4:</u> 			

Third Grade "BOO"ook Report

Part Four: Summary of Story
Due October 18th to your teacher!

Your Name: _____

Book Title: _____

When we talk about a book or story, we need to recognize and identify the key story elements inside it! Story maps are a good visual way of finding and recording the key elements in a story.

As part of the "BOO"ook Report presentation, you will need to summarize the book for the class. Your summary should include the key story elements of the story, so complete the following story map for your book.

Story Map

Title: _____
Author: _____

Characters

Setting/Beginning events

Problem/Main Event/Climax

Solution or
Events following main event

Resolution
(How story ends up)

Third Grade "BOO"ook Report

Part Five: Literature Response and Recommendation
Due October 20th to your teacher!

Your Name: _____

I read the book _____. I like
this book because it was _____

_____. One example of this is when _____

While I was reading I made a . . . **CIRCLE one:**

Text to text text to self text to world connection.

Let me tell you about it! _____

I would recommend this book to someone who likes

(genre or "books about _____")

Third Grade "BOO"ook Report

Part Six: Speaker's Notes

Due October 26th to your teacher! Presentation is on HALLOWEEN!

Introduce yourself, book and it's author: _____

Tell about the main character and your costume (you must name the character tell at least 3 things from the character map and tell why your costume is what it is!)

In the story, this is what happened. . .

Beginning (Include Setting, Main Characters, and possibly what as happening in the very first chapter).

Middle (Include the main event(s) and/or problem)

Third Grade "BOO"ook Report

Part Six: Speaker's Notes Page Two
Due October 26th to your teacher!

End (Include the solution and resolution/ending)

Response to Literature and Recommendation (Use part 5 to help you)

Vocabulary—Pick your 2 favorite words, tell their meaning, and use them each in a sentence.

Closing (What you will say to the audience when you are finished)

Oral Presentation Rubric: 'Book Report'

Teacher Name: _____

Student Name: _____

CATEGORY	4	3	2	1
Preparedness / Attire	Student is completely prepared and has obviously rehearsed. Their costume, (clothing and props) clearly represents the main character in the story.	Student seems pretty prepared but might have needed a couple more rehearsals. The student has made some effort with the costume and their appearance.	The student is somewhat prepared, but it is clear that rehearsal was lacking. The student has made a limited effort with their costume and appearance.	Student does not seem at all prepared to present. Clothing does not represent the main character.
Voice	Speaks clearly and distinctly all the time, and mispronounces no words (self corrects). Student is enthusiastic and captures the audience's attention.	Speaks clearly and distinctly most of the time, but mispronounces one word without self correction. Student presents with some enthusiasm and somewhat holds the audience's attention.	Speaks clearly and distinctly some of the time. Mispronounces several words with no self correction. Student shows limited enthusiasm.	Often mumbles or can not be understood and mispronounces many words with no self correction. Demonstrates no enthusiasm.
Book Choice	Student chose a 'Just Right' Chapter Book that was teacher approved.			Student chose a book that was too difficult or too easy.
Speaker Notes	Students have included all 8 story elements on their speaker notes and have turned them in.	Students have included all 6-7 story elements on their speaker notes and have turned them in.	Students have included all 4-5 story elements on their speaker notes and have turned them in.	Students have included all 3 or less story elements on their speaker notes and have turned them in.
Vocabulary	Introduces class to 2 new vocabulary words from the story and defines them.	Introduces class to 1 new vocabulary words from the story and defines them.	Introduces class to new vocabulary words but does not define them.	Introduces class to no new vocabulary words.